



TELANGANA TRIBAL WELFARE RESIDENTIAL DEGREE COLLEGE (MEN) NAGARKURNOOL

(AFFILIATED TO PALAMURU UNIVERSITY. CODE: 3391)

Nagarkurnool, @ Macharam (Jadcherla), Mahabubnagar (Dist.) – 509301

✉ : ttwrdcboys.nagarkurnool@gmail.com; ☎ : 8074582331, 7901097703.



Telangana Tribal Welfare Residential Educational Society (TTWREIS) is a registered society committed for the cause of quality education of Tribal students. The society is currently operating 165 institutions from class I to PG as a part of its flagship KG to PG mission. There are 29 Mini Gurukulams (exclusively for Girls running classes I to V,) 115 RS and RJC's and 22 Degree Colleges in English medium. Many new colleges have been started like Law College, Fine Arts College, Armed forces preparatory college to encourage its children to be substantial contributors in Society and hence Nation building. To create vibrant centers for learning which provide a congenial atmosphere for students to excel academically and develop into ethically strong and morally elevated individuals.

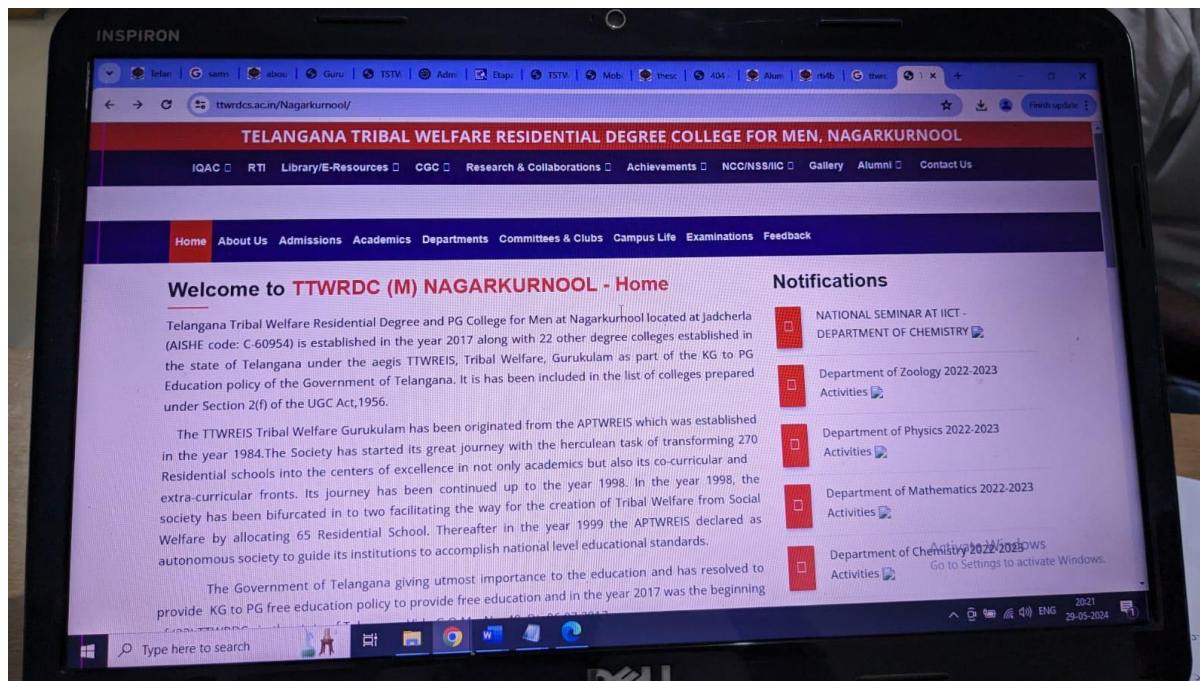
1. Telangana Tribal Welfare Residential Educational Institutional Society



Web Home Page: Telangana Tribal Welfare Residential Educational Institutional Society

<https://www.tgtwgurukulam.telangana.gov.in/>

Telangana Tribal Welfare Residential Degree College for Men Nagarkurnool is one of the 22 Degree Colleges sanctioned by the Govt of Telangana.



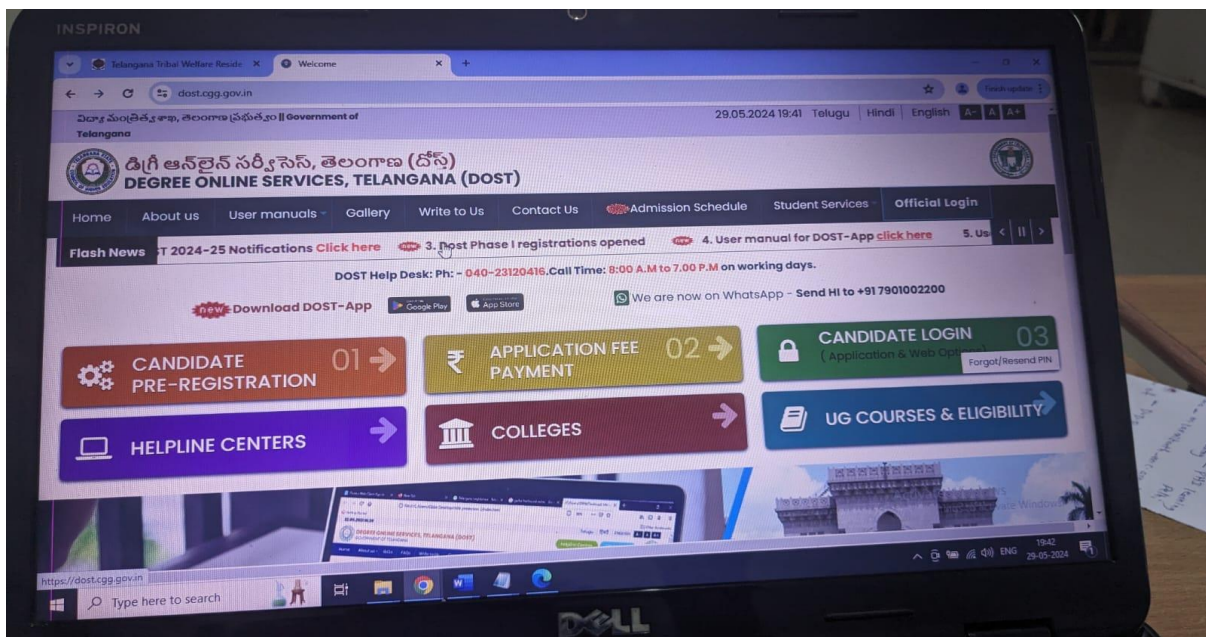
Home Page: Telangana Tribal Welfare Residential Degree College for Men Nagarkurnool

<https://www.ttwrdds.ac.in/Nagarkurnool/>



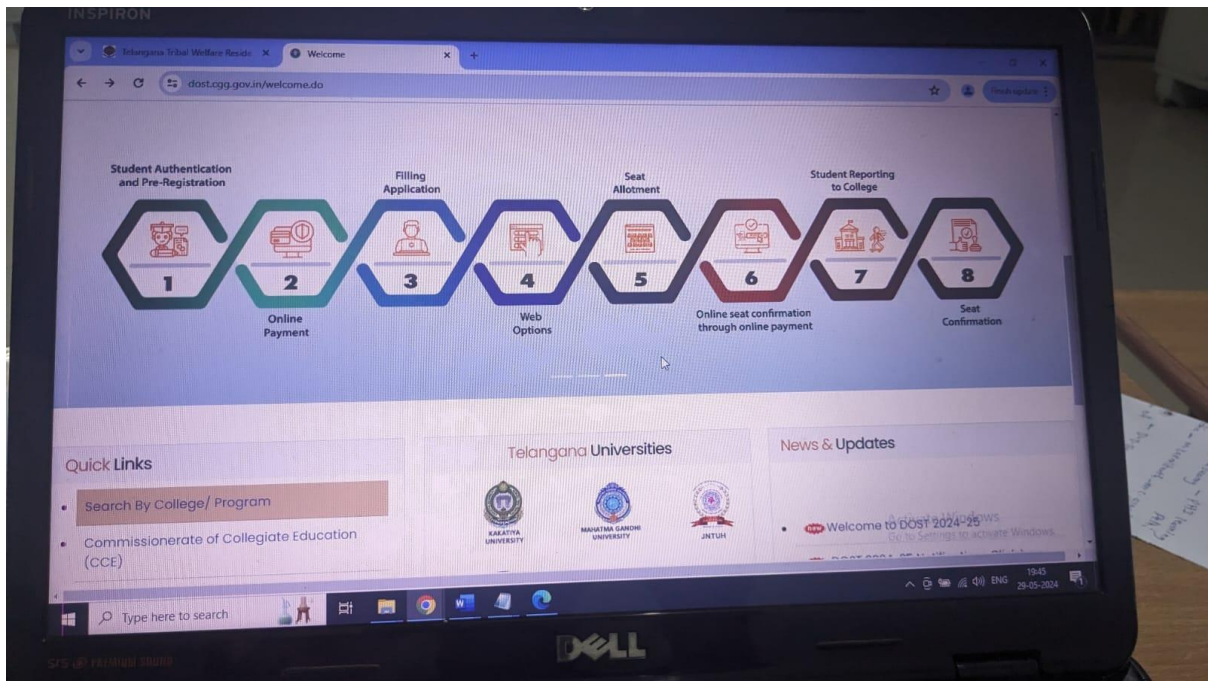
DOST

Degree online Services Telangana is known as DOST developed by Government of Telangana for unified online admissions for undergraduate students in Telangana it is launched by its government in 2016. The students have to register themselves for the admission in degree colleges through DOST portal. The students can access all the Government degree colleges, autonomous, private, aided colleges through DOST system. Over 1000 colleges and 200 UG courses are available across 6 major universities of Telangana. The registered students are provided with the helpline centres for any help for their queries regarding fee payment, online application. A secure payment gateway is also provided for the fee payment.



Home page: Degree Online Services Telangana

<https://dost.cgg.gov.in/>



DOST Phase wise Admission allocation

DOST-2023 Admission Process for the students

Method-I: If a student has already linked Aadhaar number with the mobile number, he/she can directly register in DOST Website with mobile OTP authentication. In case, his/her Aadhaar number is not seeded with mobile number, the students shall link his or his parent's mobile number to the student's Aadhaar at Aadhaar Update Centres.

Method-II: The students visit Mee Seva Centre for biometric authentication and registration in DOST.

Method-III: The TSBIE students can register in DOST through T App Folio Mobile App

Based photo authentications:

- The students may install Mobile based T App Folio which contains DOST ID generation service.
- Students shall enter Hall ticket Number of TSBIE, Date of Birth, Aadhaar Number and Mobile Number.
- On verification of Hall Ticket, Date of Birth, Uniqueness of Aadhaar and Uniqueness of Mobile, the details of the data (Candidate's Name, Father's Name, Mother's Name, Gender, Candidate's Photograph) would be returned to TS App Folio application.
- On successful authentication of live photograph (selfie) with the photograph available in TSBIE service, DOST Reference ID is generated.
- Students get DOST Reference ID over SMS and on App.
- The students can go for further process of registration and exercise web option on DOST online web portal.
- Registration on DOST is by paying registration fee of Rs 200/-
- After the registration students will get DOST ID and PIN. The students are advised to keep their DOST ID and PIN carefully and confidentially till the end of the admission process.
- The students shall log in using DOST ID and PIN/password to open the Application Form.
- They must fill in the application form with all the correct details that are required (once the data is submitted it cannot be edited).
- Then they must exercise web options by choosing the course and college of their preference by giving the priority numbers. (One must be careful while giving college and course priorities as the seats will be allotted according to the priorities specified in the options.)

- The students are advised not to share DOST ID/PIN/Password with anybody to keep their options confidential.
- Seat allotment will be given to the students who exercised web options.
- Seats will be allotted based on the merit and reservations in force.
- If the students are satisfied with the seat allotted, they must confirm the seat by online self-reporting and pay the required confirmation fee online as per the payment mentioned below.
- The students who confirm their seat (in any phase) by online self-reporting must visit the allotted college in person from 18.08.2021 to 21.08.2021 and submit the required certificates and pay fee, then only your seat is confirmed.
- If the student is not satisfied with the seat secured, he can pay fee (online payment) for the reservation of the seat and then, go for web options once again in the second and third phases.
- Seat Reservation Process and fee reimbursement
- Entering of MeeSeva Caste Certificate Number (with CND number and sub-caste), issued by Government of Telangana is mandatory for seat allotment under reservation.
- Income Certificate taken on or after 01.04.2019 (valid only for DOST 2021),
- N.C.C. Certificate, Extra Curricular Activities Certificate, Physically Challenged Certificate; CAP (Children of Armed Personnel) Certificate should be uploaded.
- Payment Process
- The students shall pay DOST registration fee and reservation fee through online payment gateways.
- The students who are allotted to Government/University Colleges and are eligible for ePass fee reimbursement need not pay any amount for online self-reporting.

- The students who are allotted to Private Colleges and are eligible for ePass fee reimbursement need to pay an amount of Rs.500/- for online self- reporting.
- The students who are allotted to Government/University Colleges/Private Colleges and are not eligible for ePass college fee reimbursement need to pay an amount of Rs.1000/- for online self-reporting.

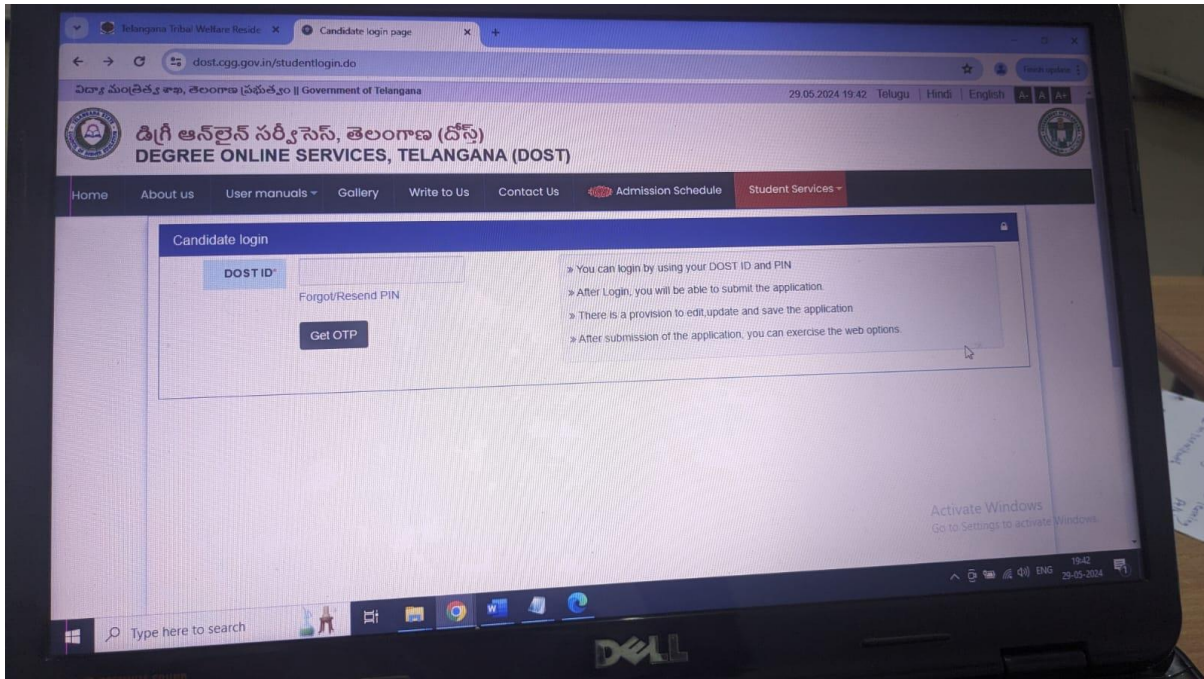
➤ Help Line Centres

- In total, 105 Help Line Centres are established.
- State HLC – 1
- University HLCs – 6
- District HLCs –33
- College HLCs/ARC – 65
- Help Line Centres will help the students to register on DOST, rectify any mismatch with Aadhaardetails, rectify any wrong uploading of Certificates.

➤ Features in DOST-2023

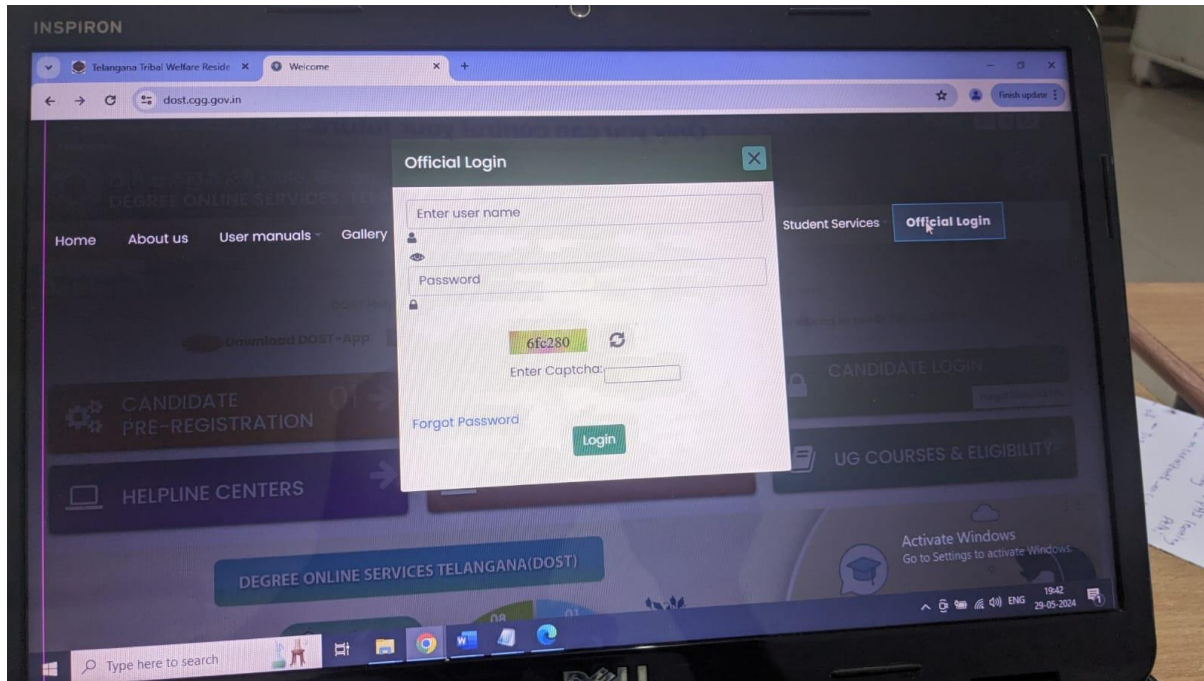
- Additional services for the students are planned to ease their burden during COVID 19.
- To avoid human touch, Real time Digital Face Recognition of TApp Folio is continued. (This service is applicable only for the students who passed out fromTelangana BIE).
- Online Grievance system to resolve the issues of candidates, if any is available on DOST web site.
- WhatsApp Chatbot (Auto Responder) integration with DOST.
- Add 7901002200 to your contacts list.

- Open WhatsApp and send 'Hi' to the above contact.
- You will get our DOST-2021 Menu and you can select any.
- The same account will be used to send Template Messages on request (i.e.OTPs, Alerts, Campaigning etc.,).
- Social Networking Pages for DOST-2021
- Facebook Page: <https://www.facebook.com/dost.telangana>
- Twitter: https://twitter.com/dost_telangana
- DOST YouTube Channel for help videos and FAQs
https://www.youtube.com/c/dost_telangana



DOST Student Login

<https://dost.cgg.gov.in/studentlogin.do>



DOST College Login

Current DOST Admission Schedule 2024-2025

S.NO	Details	From	To
Phase I			
1	Notification		03.05.2024
2	Phase-I Registration (Registration fee Rs.200/-)	06.05.2024	29.05.2024
3	Phase-I Web-options	20.05.2024	30.05.2024
4	Verification of Special Category Certificates at University HelpLine Centers (UHLCs)		
	(i) PH/ CAP		28.05.2024
	(ii) NCC/ Extra-Curricular Activities		29.05.2024
5	Phase I Seat Allotment		06.06.2024
6	Online Self-reporting by the allotted students	07.06.2024	12.06.2024
Phase II			
7	Phase II Registration (Registration fee Rs.400/-)	06.06.2024	13.06.2024



Telangana Tribal Welfare Residential Degree College for Men Nagarkurnool listed in the list of colleges in DOST portal

<https://dost.cgg.gov.in/UniversityWiseCollegeCourses.do>

INSPIRON

University Wise Service

dost.cgg.gov.in/UniversityWiseCollegeCourses.do

PALAMURU UNIVERSITY

Search:

Serial No	College Name	AISHE CODE	Course Name	Course Duration	Medium	Address	Restructured / Regular/ Self Finance	Management Type	Intake Seats	NAAC Grade	NAAC CGPA
1	TTWRDC - Polepally, Jadcherla-3391		B.A (CBCS) - History, Mathematics, Economics, Political Science, Computer Applications.	3 Years	English	c/o RajaPratap college of Physical education, Macharam village, Jadcherla	Regular	TTWRDC	40	Not accredited	
2	TTWRDC - Polepally, Jadcherla-3391		B.Com (Computer Applications)	3 Years	English	c/o RajaPratap college of Physical education, Macharam village, Jadcherla	Regular	TTWRDC	40	Not accredited	
3	TTWRDC - Polepally, Jadcherla-3391		B.Sc. Life Science (CBCS) - Botany, Micro Biology, Zoology, Chemistry, Computer Science.	3 Years	English	c/o RajaPratap college of Physical education, Macharam village, Jadcherla	Regular	TTWRDC	80	Not accredited	
4	TTWRDC - Polepally, Jadcherla-3391		B.Sc. Physical Science (CBCS) - Mathematics, Physics, Zoology, Chemistry.	3 Years	English	c/o RajaPratap college of Physical education, Macharam village, Jadcherla	Regular	TTWRDC	80	Not accredited	

19:50 29-05-2024



STUDENT ACADEMIC MONITORING SOFTWARE (SAMS)

Student Academic Monitoring Software (SAMS) is an online School Management Software that is used across Telangana Tribal Welfare Residential Educational Society TTWREIS. This centralized software is helpful in maintaining & accessing information such as student's attendance, teacher's attendance, leave record of teachers, class and subject lesson plans is updated and tracked.

Through the academic and their status is tracked.

Student Marks for every test is captured and a management dashboard is prepared for the executives to review each student's performance online.

Students will be provided logins to take online tests in each subject to improve their knowledge and score better.

ATTENDANCE VIA SMS

In Case of Power failure, marking of teachers attendance can be done by sending SMS from respective school CUG numbers (please read the instructions below) with in the time schedule given. Subsequently the attendance data should be substantiated with the physical records.

An easy way of registering the attendance for the teaching staff by sending SMS through the mobile phone, where in the user has to follow simple steps in order to send SMS

1) The format for sending the SMS from school CUG numbers,

Type in the SMS message editor

Tate <space><roll no><If Absent=A, Leave=L>

Need not mention present status for teachers who are present. Send only Teachers who are Absent or on leave .

2) For example teacher with roll number 12 in SAMS is absent and roll number 13 is

on leave then the message should be like

Tate 12A.13L

Please note that the above example is for only two teachers with their respective roll numbers, to add more teachers simply put a ‘.’ followed by the roll number

For example Tate 12A.13L.14A.18L

3) If all the teachers are present then send the message as below .

For all staff present Tate AP

4) And send SMS to +919246356765

****Please note the teacher roll numbers can be found in SAMS**

****SMS from the school mobile numbers will only be accepted by the system,SMS from other mobile numbers(Non CUG) will be rejected by the system.**

If still unable to send the SMS then call support team for detailed information.

IMPORTANT INSTRUCTIONS:-

The “above” instructions are to be strictly followed while sending a SMS,

PLEASE NOTE : IF THE SMS SENT IS NOT IN PRESCRIBED FORMAT AS ABOVE THE
SMS WILL BE REJECTED BY THE SYSTEM.

DO NOT SEND AS BELOW

Some of the common mistakes by the users

1) SMS to be in the correct format otherwise the SMS will be rejected, a few examples
of the incorrect SMS are,

Tate 12A,13L (wrong format) User typed a “,” instead of “.” So special characters
like @\$%^& not allowed.

Tate 13L.14AA (wrong format) User typed “AA” instead of “A”

Tate13L.14A (wrong format) No space between Tate and 13L

Tate 13L. 14A (wrong format) Space between “.” And 14A

Tate 13L . 14A (wrong format) space between 13L, “.”,14A

Tate 13L .14A. (wrong format) “.” After 14A not required if nomore teachers to
add.i.e last teacher attendance should not be ended with “.”

Also the user should type only one letter L(Leave) and not double L(LL) or Double
A(AA).

Also no special characters (except for <dot> i.e., (.)) and space should be provided

in between the roll numbers and leave or absent.

For any queries Contact Support:: support@hassofttechnologies.com

Ph :: 040-42014347

Please Note: Mobile Application to mark Students attendance will not work unless the roll number column for the students is updated in

SAMS. The roll numbers are from the physical section attendance register of the school

USER MANUAL FOR ATTEANDANCE USING MOBILE APPLICATION

FAQ's

1) Where can I download the file from?

The files to be downloaded for the mobile application are provided in your SAMS login.

Click on ATTENDANCE and select "DOWNLOAD MOBILE APP".

2) Should I download all the files?

YES, all the "THREE" files are to be downloaded.

NEXT STEPS?

- 1) Transfer the above downloaded files to your mobile through usb connector into Mobile memory or mobile memory MEMORY CARD.
- 2) Click install on the icons in the phone memory or memory card
- 3) After installation search for the logo or icon of attendance in the application folder of mobile and start the application.
- 4) Once the application is opened you find options to mark the teachers and students attendance ,
- 5) select either of them to mark the attendance.

How to mark TEACHER ATTENDANCE ?

- 6) A screen appears requesting for the access of the application; one can access the application by clicking on “YES”.
- 7) The list of the teachers for your institution appears. Below the name of the teacher three options are provided “P”, ”A”, ”L” which specifies as “PRESENT”, “ABSENT” and “LEAVE” by default “PRESENT” option is provided mark the teacher who ever is absent or leave as “A” or “L”.
- 8) After marking the attendance then click on “SEND” to send the data. A screen appears requesting you to send the sms click on “YES” in order to send the data.
- 9) After sending you get a confirmation message stating that the attendance marked.

How to mark STUDENT ATTENDANCE?

- 10) Select the class and section to which the attendance is to be provided.

- 11) The list of the students for the your institution appears. Below the name of the student two options are provided “P”,”A” which specifies as “PRESENT” and “ABSENT”. By default “PRESENT” is marked for every student. Mark absent “A” to the student whoever is absent.
- 12) Click on “SEND” to send the marked data.
- 13) A screen appears requesting you to send the sms click on “YES” in order to send the data.
- 14) After sending you receive a confirmation message stating that the attendance is marked.
- 15) Repeat the same process for each class and section.

HELP DOCUMENT


LOGIN PROCEDURE:

Visit the website www.clickin2school.com in order to login.

Action: Click on related link in order to login.

Result: A new webpage appears requesting to provide USER NAME and PASSWORD

NOTE: USER NAME is your SCHOOL CODE and default PASSWORD is welcome for the first time.



The image shows a login form with the following elements:

- Form Title:** Login
- User Name:** A text input field.
- Password:** A text input field.
- Submit Button:** A button labeled "SUBMIT".

The background of the image contains a large, stylized watermark logo for "AIMS SOFT Technologies".

ACTION: After providing the username and password click on SUBMIT

RESULT: A new form appears requesting to provide a desired password of the users choice.

Instructions : 1. Please change your assigned Generic Password
2. You Should enter same Password in both the fields

Enter New Password: Maximum 8 Characters

Retype New Password:

SUBMIT **RESET**

NOTE: Please ensure that the SAME PASSWORD is provided at both the entries and the length should not be less than 5 characters or not more than 8 characters. The newly generated password has to be remembered by the user, if forgotten please call to our support numbers 040-42014347, 40216320 and for quicker support mail to support@hassofttechnologies.com

MAINTAIN STUDENT:

ADD STUDENT:

In order to add a student to a particular class, section and group

Add Students information:

Navigate: -> MAINTAIN STUDENTS->STUDENTS QUICK ENTRY

Action: Fill all the mandatory fields and select student class details.

Clicks submit to save, click reset to re-enter all the fields.

Result: Displays successful completion.

NOTE: For the selection of the group in the STUDENT CLASS DETAILS sector.

A student is placed into a particular group depending on the FIRST LANG and SECOND LANG of the student in the academics.

By default only one group will be provided for a school which has single medium.

Multiple groups are provided to the schools which are having more than one medium in their academics.

For instance if we consider the case for schools having multiple medium. We will be providing multiple groups like GROUP A, GROUP B etc.

Depending on the mediums the GROUP selection is being done.














Coming to the selection of a group for the student.

GROUP	FIRST LANGUAGE	SECOND LANGUAGE
A	TELUGU	HINDI
B	HINDI	TELUGU
C	URDU	TELUGU

NOTE:

All the fields with * are mandatory and are advised to be filled before clicking on save button.

Else a alert message appears for the fields for which the fields are to be entered.

MAINTAIN STUDENT		Actions By The User		 Add	 Edit	
 This form is provided to add particulars of a Students						
Student Registration Details >>		Aadhaar No/EID	21516465165			
	First Name*	xyz				
	Last Name*	xyz				
	Nationality*	Indian				
	Religion*	--Select Religion--				
	Caste*	--Select Caste--				
Student Address Details >>		Address*	hyderabad			
	City*	hyderabad				
	State*	Andhra Pradesh				
	Country*	India				
	PIN*	500000				
	Landmark					
Parent/Guardian Details >>		Relationship*	Parent			
	First Name*	ABC				
	Last Name*	ABC				
	Occupation*	SELF EMPLOYED				
	Mobile Number*	01234567890				
		(Ex.09905291818)				
	E-Mail ID	hastech007@gmail.com				
Student Class Details >>		Stream	English Medium ACADEMIC(2011-12)			
	Class	CLASS 6				
	Section	Section A				
	Group	Group A				
 						

The above page is the exact replica of the student entry form.

All the fields marked with * are mandatory

EDIT STUDENT

EDIT Students information:

Action: Click on EDIT and select the stream, class and section.

Result: A list of students of the class and section appears.

The user can even add the admission, roll no and mobile number across the student name for reference.

Across the students names fields like STUDENT PROFILE and PARENT PROFILE are also provided.

MAINTAIN STUDENT Actions By The User Add Edit

i This form helps the user to update the details of the student like admission number, mobile number, students accessibility even provides the option for the parent profile, health record and view observations of the student.

Organization Active Students >>

Streams	Urdu Medium
Class	CLASS 7
Sections	Section A

i Note:
1) Please add digit '0' before the 10 digit mobile number.
2) Please verify whether the check box is enabled for the student to be in active state.
3) Click on the desired link (Edit Profile, Parent Profile, Health Record, Observation) in order to make the changes.

Search Option :

Act/De-Act	Student Name	Aadhar No	Admission No	Roll No	Mobile No	Student	Parent	Health Record
<input checked="" type="checkbox"/>	neha begum	<input type="text"/>	<input type="text"/>	0 <input type="text"/>	<input type="text"/>	Edit Profile	Edit Profile	Edit
<input checked="" type="checkbox"/>	fayyaz mohd	<input type="text"/>	<input type="text"/>	0 <input type="text"/>	<input type="text"/>	Edit Profile	Edit Profile	Edit
<input checked="" type="checkbox"/>	mohammadi begum	<input type="text"/>	<input type="text"/>	0 <input type="text"/>	<input type="text"/>	Edit Profile	Edit Profile	Edit
<input checked="" type="checkbox"/>	NAZIA BEGUM	<input type="text"/>	<input type="text"/>	0 <input type="text"/>	<input type="text"/>	Edit Profile	Edit Profile	Edit
<input checked="" type="checkbox"/>	YASMEEN FATIMA	<input type="text"/>	<input type="text"/>	0 <input type="text"/>	<input type="text"/>	Edit Profile	Edit Profile	Edit
<input checked="" type="checkbox"/>	ASMA SULTANA	<input type="text"/>	<input type="text"/>	0 <input type="text"/>	<input type="text"/>	Edit Profile	Edit Profile	Edit
<input checked="" type="checkbox"/>	farhana begum	<input type="text"/>	<input type="text"/>	0 <input type="text"/>	<input type="text"/>	Edit Profile	Edit Profile	Edit
<input checked="" type="checkbox"/>	neha begum	<input type="text"/>	<input type="text"/>	0 <input type="text"/>	<input type="text"/>	Edit Profile	Edit Profile	Edit

ACT/DEACT STUDENTS:

INSTRUCTIONS

This form helps the user to edit the student i.e., to make changes to the existing student information.
Note: Please provide correct details as the information provided in this form will be reflected in the student profile.
Note: If you have any queries please contact Support team.

Student Profile Details >>

Organization: 1601601 - GOVT HS AMEERPET II
Address No: 776757567676
Ration Card No: 454a5fa5t
First Name: xyZ
Middle Name:
Last Name: xyZ
Gender: Male
DOB: 28/02/2000
Height: 0 cm
Weight: 0 kg
Nationality: --None--
Religion: --None--
Caste: --None--
Admission No: 1
Father Name:
Mother Name:

Address Particulars >>

Address: 188, Allpur, Borabanda, Hyd
Location 1: 188, Allpur, Borabanda, Hyd
Location 2: 188, Allpur, Borabanda, Hyd
City: 188, Allpur, Borabanda, Hyd
State: AP
Country: India
Zip Code: 500013
Landmark:
Phone No: 01734567890
Mobile No: 0017930009
E-Mail ID: hastech007@gmail.com

Previous Academic Details >>

EDUCATION	SCHOOL NAME	FROM	TO	Year Passed	GRADE	DOCUMENTS SUBMITTED	REMARKS
<input type="button" value="Add"/>							

Save Reset Print

NAVIGATE: MAINTAIN STUDENTS->EDIT STUDENTS

ACTION: Select the class, section and the student to be activated or deactivated.

Note:

Uncheck the box in order to remove the student.

Check the box to have the student in the active

state. **STUDENT PROFILE**

Action: Click on the **STUDENT EDIT PROFILE** in order to edit the details of the student.

Result: A new form appears which provides an option to edit the details of the student.

Action: Click on the **SAVE/UPLOAD PHOTO** to upload a photo.

Result: A new form appears requesting to upload a photo. Upload a photo if exist.

PARENT PROFILE

Action: Click on the PARENT EDIT PROFILE in order to edit the details of the parent. Result: A new form appears which provides an option to edit the details of the parent. Action: Click on the SUBMIT to save the details.

----- EDIT PARENT PROFILE ----- Close

INSTRUCTIONS

i This form helps the user to update the details of the parent profile.
Note:
Please provide correct details as the information provided in this form will be reflected in the parent profile.
Note: If you have any queries please contact Support team.

Organization User Form >>

First Name*	ABC
Middle Name	
Last Name*	ABC
Occupation*	SELF EMPLOYED

Organization User Form >>

Address*	188, Allpur, Borabanda, Hyd
Location 1*	
Location 2	
City*	Hyderabad
State*	ANDHRA PRADESH
Country*	INDIA
PIN*	500000
Phone number*	01234567890
	En:09177839909
Mobile number*	09177839909
	En:09989496321
E-Mail ID*	

Submit Reset

CHANGE STUDENTS CLASS:

NAVIGATE:MENU->CHANGE STUDENT CLASS

Action: Select the class and section from which the student is to be changed.

Select the student who is to be changed.


----- CHANGE STUDENT GROUP -----

INSTRUCTIONS

This Form Enables Moving of Students from a class,section and group to another class,section and group.
Note: If you have any queries please contact Support team.

Change Students Class Details >>


Academic Year	APSWRS(2011-12)
Classes	AP State CLASS 10
Section	Section A
Group	Group A

SELECT STUDENTS OF CHOICE AND MOVE 

- Beedha Prasanth Kumar
- Komanapalli Manikanta
- Kayala Siva
- Yeligana Rambabu
- Kinjarapu Veera Vasantharao

Action: After selecting the student click on MOVE button.


Action: Select the class into which the student is to be changed.

----- CHANGE STUDENT GROUP ----- 

The user has to provide the class,section and group to which the selected students are to be moved.

Target Group >>

Academic Year	APSWRS(2011-12)
Classes	AP State CLASS 10
Section	Section B
Group	Group A



MAINTAIN TEACHER:

ADD TEACHER:

In order to add a TEACHER to a particular school.

Add Teacher information:

Navigate: -> MAINTAIN TEACHERS->ADD

Action: Fill all the mandatory fields and select student class details. Clicks submit to save, click reset to cancel.

Result: Displays successful completion.

MAINTAIN TEACHER		Actions By The User		<input type="radio"/> Add	<input type="radio"/> Edit
<i>i</i> This form is provided to add particulars of a Teachers					
Organization Teacher Form >>		Aadhaar No/EID	<input type="text" value="213564548"/>		
		First Name*	<input type="text" value="karthik"/>		
		Last Name*	<input type="text" value="v"/>		
		Gender*	<input checked="" type="radio"/> Male <input type="radio"/> Female		
		Nationality*	<input type="text" value="Indian"/>		
		Religion*	<input type="text" value="--Select Religion--"/>		
		Caste*	<input type="text" value="--Select Caste--"/>		
Teacher Address Details>>		Address*	<input type="text" value="hyderabad"/>		
		Location 1	<input type="text" value="hyderabad"/>		
		City*	<input type="text" value="hyderabad"/>		
		State*	<input type="text" value="Andhra Pradesh"/>		
		Country*	<input type="text" value="India"/>		
		PIN*	<input type="text" value="500000"/>		
		Phone number	<input type="text" value="04042014347"/> <small>(Ex:040231234)</small>		
		Mobile number*	<input type="text" value="09581807989"/> <small>(Ex:099894321)</small>		
		E-Mail ID	<input type="text" value="support@hassofttechnologies.com"/>		
		<input type="button" value="Submit"/>	<input type="button" value="Reset"/>		

EDIT TEACHER:

Navigate: -> MAINTAIN TEACHERS->EDIT

Action: Select the teacher whose details are to be edited. Edit the required details and save.

Result: After saving the edited details appears.

----- MAINTAIN TEACHERS ----- Close

INSTRUCTIONS

i In this form, user will be able to enter and maintain Teacher registration details. This information will be considered as the Teacher record and will be used for communication and reporting purposes.

Note: If you have any queries please contact Support team.

MAINTAIN TEACHER Actions By The User ● Add ○ Edit

i In this form, user can edit the details of the teacher, user can assign the roll number and user can activate or deactivate the status

Note: Click on edit profile to edit the details

ORGANIZATION ACTIVE TEACHERS

S.no	First Name	Last Name	Edit Profile	Roll Number	Active Status
1	Anees	Fathima	Edit Profile	<input type="text" value="1"/>	<input checked="" type="checkbox"/>
2	Chungi	Bhagavathi	Edit Profile	<input type="text" value="2"/>	<input checked="" type="checkbox"/>
3	Md	Inayathali	Edit Profile	<input type="text" value="3"/>	<input checked="" type="checkbox"/>
4	Shaik	Mujeeb	Edit Profile	<input type="text" value="4"/>	<input checked="" type="checkbox"/>

ATTENDANCE TEACHER:

Navigate: -> ATTENDANCE ->RECORD ATTENDANCE

Action: Select teachers in order to mark attendance for the teachers.

----- RECORD ATTENDANCE -----

INSTRUCTIONS

i In this form, user will be able to enter and maintain Attendance of Teacher and Student

Note: If you have any queries please contact Support team.

MAINTAIN ATTENDANCE Actions By The User ● Student ○ Teacher

i In this form, user can enter the attendance of particular day for all the teachers

Note:

1) To select a particular date click on the calendar icon

2) After selecting the date click on **set date**

TEACHER'S DAILY ATTENDANCE

Result: After selecting the teachers details appears.

Action: Mark the attendance for the teachers and click on submit.

----- RECORD ATTENDANCE -----

INSTRUCTIONS

In this form, user will be able to enter and maintain Attendance of Teacher and Student.
Note: If you have any queries please contact Support team.

MAINTAIN ATTENDANCE **Actions By The User** ● Student ○ Teacher

In this form, user can enter the attendance of particular day for all the teachers
Note:
1) To select a particular date click on the calendar icon
2) After selecting the date click on **set date**

TEACHER 'S DAILY ATTENDANCE

Date: 

S.No.	Name	Attendance
1	Vishnu Kumar Thirunahari	Present
2	Maheshwer Bingi	Present
3	Srinivas Nadimatta	Present
4	Jyothi Rani Godala	Present
5	Sridhar Vengala	Present
6	Imran Syed	Present
7	Radha Kumbalaerolla	Present
8	Laxmi Madam	Present
9	Sridhar Vengala	Present

NOTE: By default current date is provided, for a different date selection click on the calendar icon, select the date and click on set date in order to give attendance for a particular date

STUDENT:

Navigate: -> ATTENDANCE -> RECORD ATTENDANCE

Action: Select student in order to mark attendance for the student of a class and section.

----- RECORD ATTENDANCE -----

INSTRUCTIONS

In this form, user will be able to enter and maintain Attendance of Teacher and Student.
Note: If you have any queries please contact Support team.

MAINTAIN ATTENDANCE **Actions By The User** ● Student ○ Teacher

Please select the following in order to give attendance for students of a class and section

[Student Attendance >>](#)

Academic Year

Class & Section

Result: After selecting the class and section the students list appears.

Action: Mark the attendance for the students and click on submit.

----- STUDENT DAILY ATTENDANCE ----- Close

INSTRUCTIONS

Please Note:

The Attendance Submission Button Will Be Disabled After 02:00 PM Every Day

Note: If you have any doubts please contact Support team.

Date: Check/UnCheck ALL

S.No.	Name	Attendance
1	BEEDHA PRASANTH KUMAR	<input checked="" type="checkbox"/>
2	KOMANAPALLI MANIKANTA	<input checked="" type="checkbox"/>
3	KAYALA SIVA	<input type="checkbox"/>
4	YELIGANA RAMBABU	<input checked="" type="checkbox"/>
5	KINJARAPU VEERA VASANTHARAO	<input type="checkbox"/>
6	LUNDU DINESH KUMAR	<input checked="" type="checkbox"/>
7	BANGARI CHAKRADHAR	<input checked="" type="checkbox"/>
8	YERUKONDA JANARDHANA	<input type="checkbox"/>
9	DEEPILLI SURESH	<input checked="" type="checkbox"/>
10	BOTCHA SYAMALA RAO	<input checked="" type="checkbox"/>

ATTENDANCE REPORT

TEACHER:

Navigate: -> ATTENDANCE -> ATTENDANCE REPORT

----- ATTENDANCE REPORT ----- Close

INSTRUCTIONS

Note: In this form, user will be able to view Attendance Report of Teacher and Student.
Note: If you have any queries please contact Support team.

MAINTAIN ATTENDANCE REPORT Attendance For ● Student ● Teacher

Note: In this form, user can check the attendance of teachers for a particular month

Teacher Attendance Report

P : Present A : Absent L : Leave
O : On Duty 0.5L : Half Day Leave H : Holiday
C : Special Casual Leave W : ACL(W) D : Optional Holiday

Month:

Action: Select teachers in order to view attendance for the teachers. Click on the desired month in order to view report for a particular month.

-----ATTENDANCE REPORT-----																																
Close																																
INSTRUCTIONS																																
<p>In this form, user can check the attendance of students for a particular month</p> <p>Note:</p> <p>1)To check the attendance report of a student click on the name of that student</p> <p>Note:If you have any queries please contact Support team.</p>																																
Month: Mar-2012																																
Sl.No	Student Names	1	2	3	4	5	6	7	8	9	10	11	12	13	14	15	16	17	18	19	20	21	22	23	24	25	26	27	28	29	30	31
1	Podali Pavan Kumar	P	P	P	P	P	P	P	P	P	P	P	P	P	P	P	P	P	P	P	P	P	P	P	P	P	P	P	P	P	P	P
2	Ponnada Suneel Kumar	P	P	P	P	A	A	P	P	A	A	A	P	P	P	A	A	A	A	A	A	A	A	A	A	P	A	A	A	A	A	
3	Alikana Kiran	P	P	A	A	A	A	A	A	A	P	P	P	P	A	A	A	P	P	P	P	P	P	A	P	P	P	A	A	P	P	
4	Yanda Sreenivasa Rao	P	P	P	P	P	P	P	P	P	P	P	P	P	P	P	P	P	P	P	P	P	P	P	P	P	P	P	P	P	P	
5	Muddada Madhu Babu	P	P	P	P	P	P	P	P	P	P	P	P	P	P	P	P	P	P	P	P	P	P	A	A	A	P	P	P	P	P	
6	Gantana Rajesh	P	P	P	P	P	P	P	P	P	P	P	P	P	P	P	P	P	P	P	P	P	P	A	P	A	P	P	P	P	P	
7	Janni Venkatesh	P	P	P	P	P	P	P	P	P	P	P	A	A	P	P	P	P	P	P	P	P	P	P	P	P	P	P	P	P	P	
8	Tompala Sai Kumar	A	A	A	A	A	A	A	A	A	A	A	A	A	P	A	A	A	A	A	A	P	A	A	A	A	P	A	A	A	A	
9	Meela Hari	P	P	A	A	A	A	A	A	A	A	A	A	A	A	A	A	A	A	A	A	A	A	A	A	P	A	P	P	P	P	
10	Pathana Upendra	P	P	P	P	P	P	P	P	P	P	P	P	P	P	P	P	P	P	P	P	A	P	P	A	P	P	P	P	P	P	
11	Kongarapu Vinod	P	P	P	P	P	P	P	P	P	P	P	P	P	P	P	P	P	P	P	P	P	P	P	P	P	P	P	P	P	P	
12	Gudivada Krishna Murthy	P	P	P	P	P	P	P	P	P	P	P	P	P	P	P	P	P	P	P	P	P	P	P	P	P	P	P	P	P	P	

STUDENT:

Navigate: -> ATTENDANCE -> ATTENDANCE REPORT

Action: Select students in order to view attendance for the students.

-----RECORD ATTENDANCE-----	
INSTRUCTIONS	
<p>In this form, user will be able to enter and maintain Attendance of Teacher and Student.</p> <p>Note:If you have any queries please contact Support team.</p>	
MAINTAIN ATTENDANCE	Actions By The User
	<input checked="" type="radio"/> Student <input type="radio"/> Teacher
<p>Please select the following in order to give attendance for students of a class and section</p> <p>Student Attendance >></p>	
Academic Year	ACADEMIC(2011-12)
Class & Section	Telugu Medium->CLASS 10->Section A->
<input type="button" value="Submit"/>	

Action: Select the class and section. Click on the desired month in order to view report for a particular month.

-----ATTENDANCE REPORT-----																																
Close																																
INSTRUCTIONS																																
<p>i In this form, user can check the attendance of students for a particular month Note: 1) To check the attendance report of a student click on the name of that student Note: If you have any queries please contact Support team.</p>																																
Month: Mar-2012																																
Sl.No	Student Names	1	2	3	4	5	6	7	8	9	10	11	12	13	14	15	16	17	18	19	20	21	22	23	24	25	26	27	28	29	30	31
1	Podali Pavan Kumar	P	P	P	P	P	P	P	P	P	P	P	P	P	P	P	P	P	P	P	P	P	P	P	P	P	P	P	P	P	P	P
2	Ponnada Suneel Kumar	P	P	P	P	A	A	P	P	A	A	A	P	P	P	A	A	A	A	A	A	A	A	A	A	P	A	A	A	A	A	
3	Alikana Kiran	P	P	A	A	A	A	A	A	A	P	P	P	P	A	A	A	P	P	P	P	P	P	A	P	P	P	A	A	P	P	
4	Yanda Sreenivasa Rao	P	P	P	P	P	P	P	P	P	P	P	P	P	P	P	P	P	P	P	P	P	P	P	P	P	P	P	P	P	P	
5	Muddada Madhu Babu	P	P	P	P	P	P	P	P	P	P	P	P	P	P	P	P	P	P	P	P	P	P	A	A	A	P	P	P	P	P	
6	Gantana Rajesh	P	P	P	P	P	P	P	P	P	P	P	P	P	P	P	P	P	P	P	P	P	P	A	P	A	P	P	P	P	P	
7	Janni Venkatesh	P	P	P	P	P	P	P	P	P	P	P	A	A	P	P	P	P	P	P	P	P	P	P	P	P	P	P	P	P	P	
8	Tompala Sai Kumar	A	A	A	A	A	A	A	A	A	A	A	A	A	P	A	A	A	A	A	A	P	A	A	A	A	P	A	A	A	A	
9	Meela Hari	P	P	A	A	A	A	A	A	A	A	A	A	A	A	A	A	A	A	A	A	A	A	A	A	P	A	P	P	P	P	
10	Pathana Upendra	P	P	P	P	P	P	P	P	P	P	P	P	P	P	P	P	P	P	P	A	P	P	P	A	P	P	P	P	P		
11	Kongarapu Vinod	P	P	P	P	P	P	P	P	P	P	P	P	P	P	P	P	P	P	P	P	P	P	P	P	P	P	P	P	P	P	
12	Gudivada Krishna Murthy	P	P	P	P	P	P	P	P	P	P	P	P	P	P	P	P	P	P	P	P	P	P	P	P	P	P	P	P	P	P	

MARKS ENTRY:

ALL SUBJECTS MARKS ENTRY/ ALL SUBJECTS GRADES ENTRY:

Navigate: -> MARKS ENTRY / GRADES ENTRY -> ALL SUBJECTS MARKS ENTRY/ ALL SUBJECTS GRADES ENTRY

Action: Select the class and section for which the marks or grades are to be entered.

----- MARKS ENTRY -----	
Close	
INSTRUCTIONS	
<p>i Please select the following details to get the marks entry screen. Note: If you have any queries please contact Support team.</p>	
<p>Marks Entry >></p>	<p>Streams: AP State-CLASS 10-Section A-Group A</p> <p>Test Title: UNIT I</p> <p><input type="button" value="Submit"/></p>

Note:

If a student is absent for a test

Check **Is Absent** box and clear any value in the marks column. Do not enter any characters like **A, a** in case of absentees.

If you want to update marks after submission

Clear the marks in the cell and re-enter the updated marks into the cell

----- MARKS ENTRY -----Close

INSTRUCTIONS

i If a student is absent for a test
1. Check **Is Absent** box and clear any value in the marks column.
2. Do not enter any characters like **A, a** in case of absentees.
If you want to update marks after submission
1. Clear the marks in the cell and re-enter the updated marks into the cell.

Class Details : AP State - CLASS 5 - Section A - Test : UNIT I

Note: If you have any queries please contact Support team.

Student Name	TELUGU (Max: 25)		HINDI (Max: 25)		ENGLISH (Max: 25)		MATHS (Max: 25)		SCIENCE (Max: 25)		SOCIAL (Max: 25)	
	Marks	Is Absent	Marks	Is Absent	Marks	Is Absent	Marks	Is Absent	Marks	Is Absent	Marks	Is Absent
1 PODALI PAVAN KUMAR	18	<input type="checkbox"/>	0	<input type="checkbox"/>	20	<input type="checkbox"/>	10	<input type="checkbox"/>	18	<input type="checkbox"/>	13	<input type="checkbox"/>
2 PONNADA SUNEEL KUMAR	14	<input type="checkbox"/>	0	<input type="checkbox"/>	15	<input type="checkbox"/>	12	<input type="checkbox"/>	20	<input type="checkbox"/>	15	<input type="checkbox"/>
3 ALIKANA SAI KIRAN	19	<input type="checkbox"/>	0	<input type="checkbox"/>	20	<input type="checkbox"/>	20	<input type="checkbox"/>	25	<input type="checkbox"/>	25	<input type="checkbox"/>
4 YANDA SREENIVASA RAO	18	<input type="checkbox"/>	0	<input type="checkbox"/>	15	<input type="checkbox"/>	21	<input type="checkbox"/>	16	<input type="checkbox"/>	15	<input type="checkbox"/>
5 MUDDADA MADHU BABU	10	<input type="checkbox"/>	0	<input type="checkbox"/>	18	<input type="checkbox"/>	12	<input type="checkbox"/>	23	<input type="checkbox"/>	9	<input type="checkbox"/>
6 GANTLANA RAJESH	20	<input type="checkbox"/>	0	<input type="checkbox"/>	20	<input type="checkbox"/>	24	<input type="checkbox"/>	22	<input type="checkbox"/>	22	<input type="checkbox"/>
7 JANNI VENKATESH	19	<input type="checkbox"/>	0	<input type="checkbox"/>	13	<input type="checkbox"/>	18	<input type="checkbox"/>	22	<input type="checkbox"/>	10	<input type="checkbox"/>
8 TOMPALA SAI KUMAR	0	<input checked="" type="checkbox"/>	0	<input checked="" type="checkbox"/>	0	<input checked="" type="checkbox"/>	0	<input checked="" type="checkbox"/>	0	<input checked="" type="checkbox"/>	0	<input checked="" type="checkbox"/>
9 MEELA HARI	20	<input type="checkbox"/>	0	<input type="checkbox"/>	18	<input type="checkbox"/>	22	<input type="checkbox"/>	24	<input type="checkbox"/>	24	<input type="checkbox"/>
10 PATNANA UPENDRA	22	<input type="checkbox"/>	0	<input type="checkbox"/>	13	<input type="checkbox"/>	11	<input type="checkbox"/>	15	<input type="checkbox"/>	17	<input type="checkbox"/>



Save









Action: After entering the marks or grades click on save button.

HEALTH:

tim

STUDENT OBSERVATION

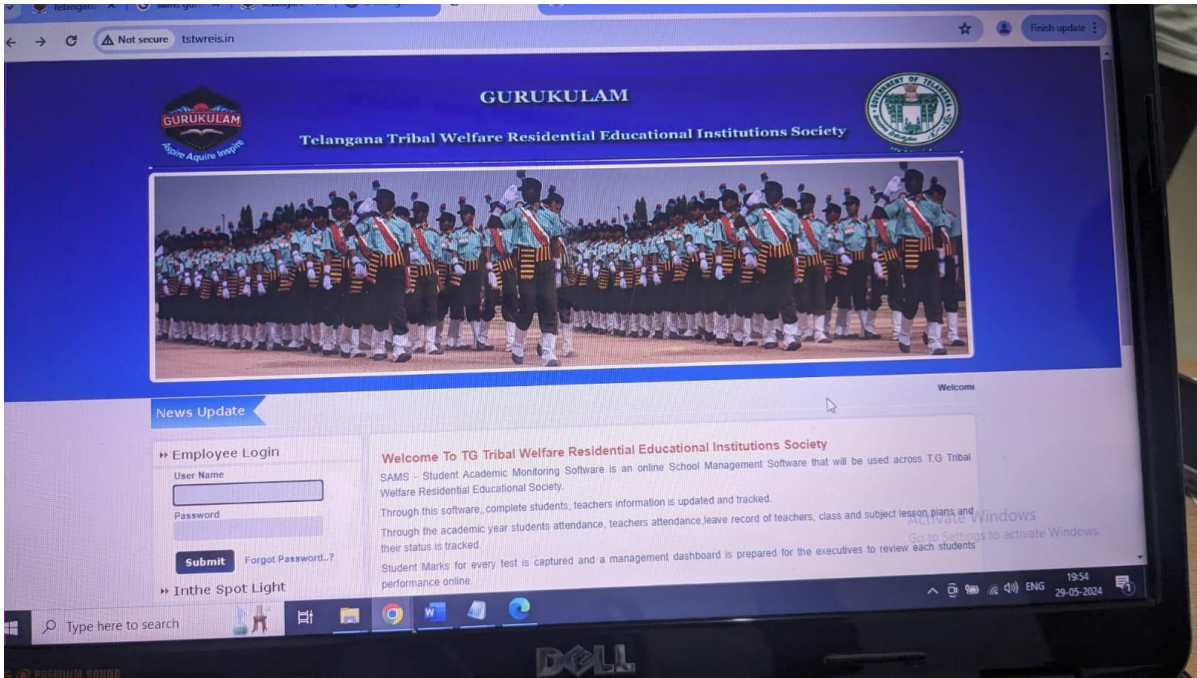
Academic Year 
Classes 
Student 

Student Observation Form >>	Observation Type*	<input type="text" value="Medical Observation"/> 
	Date*	<input type="text"/> 
	Medical Condition*	<input type="text" value="Fever"/> 
	Treatment*	<input type="text" value="Tablet Given"/> 
	Record*	<input type="text" value="crocin tablet given observation for 3 hrs"/>  
		<input type="button" value="Submit"/>  <input type="button" value="Reset"/> 

➤ Features Of The Software

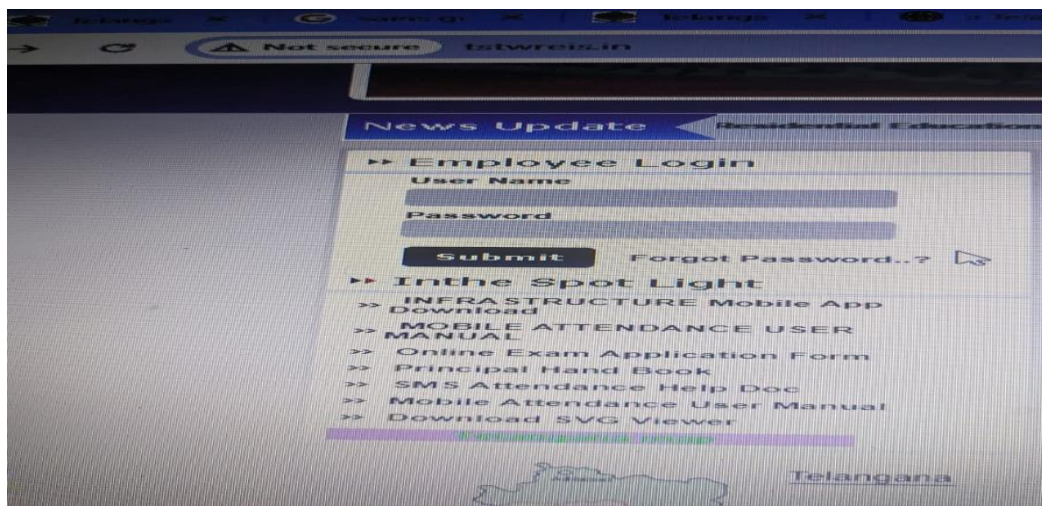
- Profiles of Students, Teachers and Parents.
- Society Calendar and School Calendar.
- Students and Teachers Attendance
- SMS to Parents and Staff of schools
- Lesson and Activity Plans for every subject and class.
- Marks entry for all the subjects for all tests.
- Progress Cards and Consolidated Reports
- Dashboard for Principals to easily assess the weak and bright spots.
- MANAGEMENT Dashboard for complete analysis.

<http://tstwreis.in/>



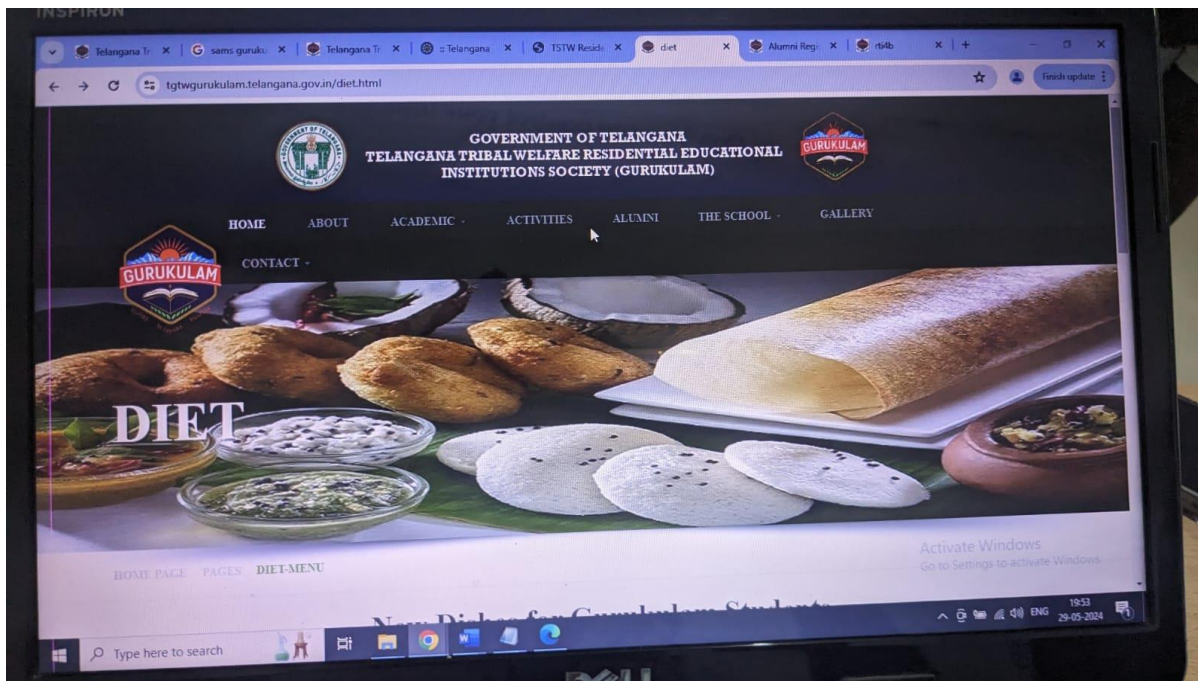
Home page : Student Academic Monitoring Software (SAMS)

Login Student Academic Monitoring Software (SAMS)



TS MESS GURU

As Telangana Tribal Welfare Residential Degree College for Men Nagarkurnool is a residential campus. One important aim of the institute is to provide nutritious hygienic delicious food to the students at free of cost. As the Govt of Telangana approved and issues grants from annual Tribal Welfare Funds, each and every penny is accounted for and is utilized to provide nutritious food to the majority of financially disadvantaged tribal students. As a part of it, all the Govt Residential Institutions have a centralized software named TS MESS GURU which caters various needs of hostel mess management such as entering attendance details of the students for the release of the budget by the Govt, to make purchase entries of groceries etc, to make entries of issuance of provisions & consumption entries.



The prime objective of the Society is to provide quality residential education to the above targeted communities. It is also maintained quality food by providing the best Menu. To monitor the daily Menu, quality and standard of the food in the schools, the Society brings this software, TGMESSGURU, A Menu Monitoring Software

(MMS). MENU MONITORING SOFTWARE is an online Menu Monitoring Software that will be used across Telangana Social Welfare Residential Schools. Through this software, complete Food Provisional Items, Approved Tenderers, Daily Consumption Report, Students Attendance information is updated and tracked. Through this software Every school should be update menu issue, perishable items issues Four times a day i.e at

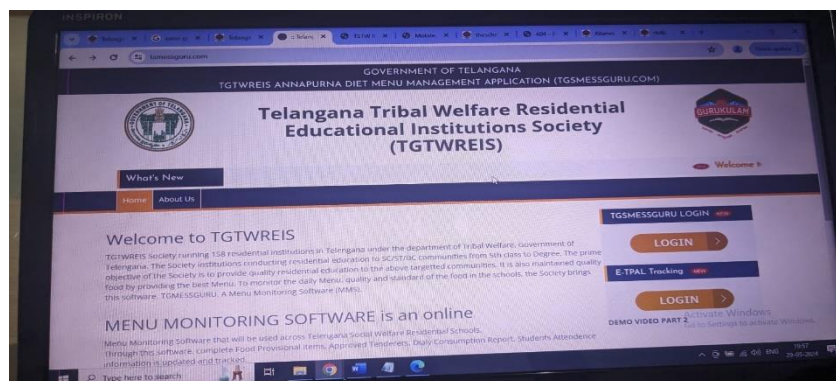
1. Breakfast
2. Lunch
3. Supper
4. Snacks

Through this software we can filter daily, weekly, monthly reports. We can also know usage of consumption history, purchase history, opening balance, closing balance, total value. It can also generate monthly bill and vendor wise bill also.

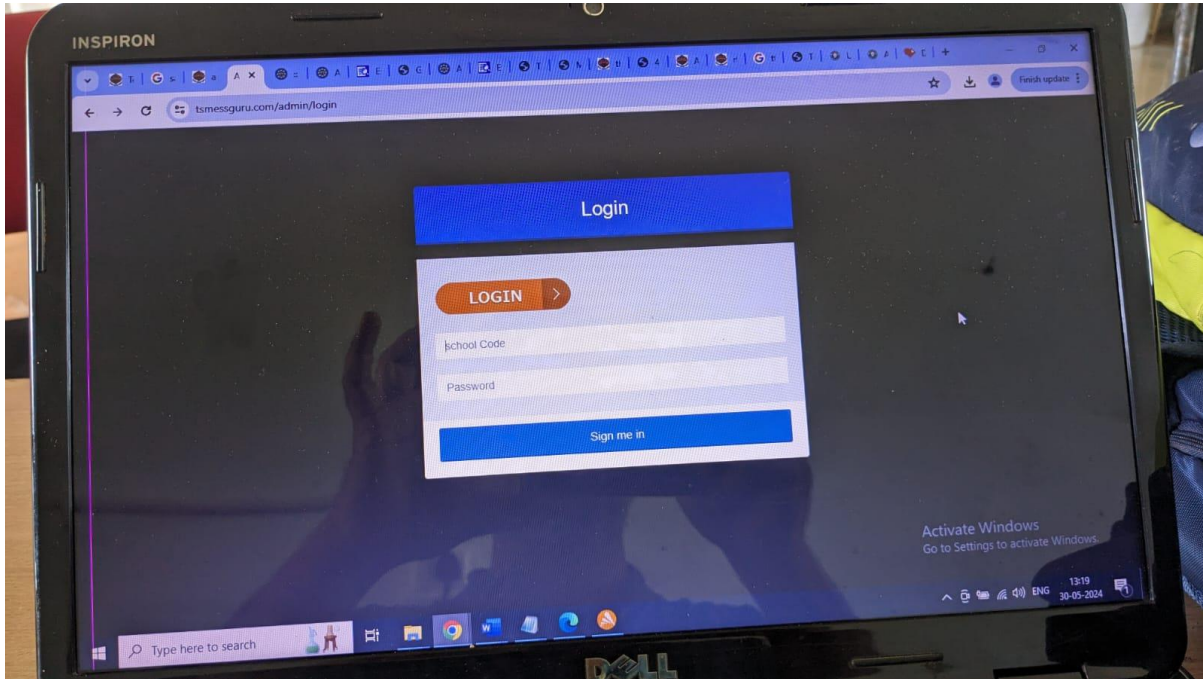
➤ Features of The Software:

- Add / Edit Student Attendance Entry
- Add Opening Balance Entries of menu list..
- Add Purchase entries for date wise
- Add Consumption entries of breakfast, lunch, dinner, snacks for list of menu items.
- Reports of item wise for calendar wise

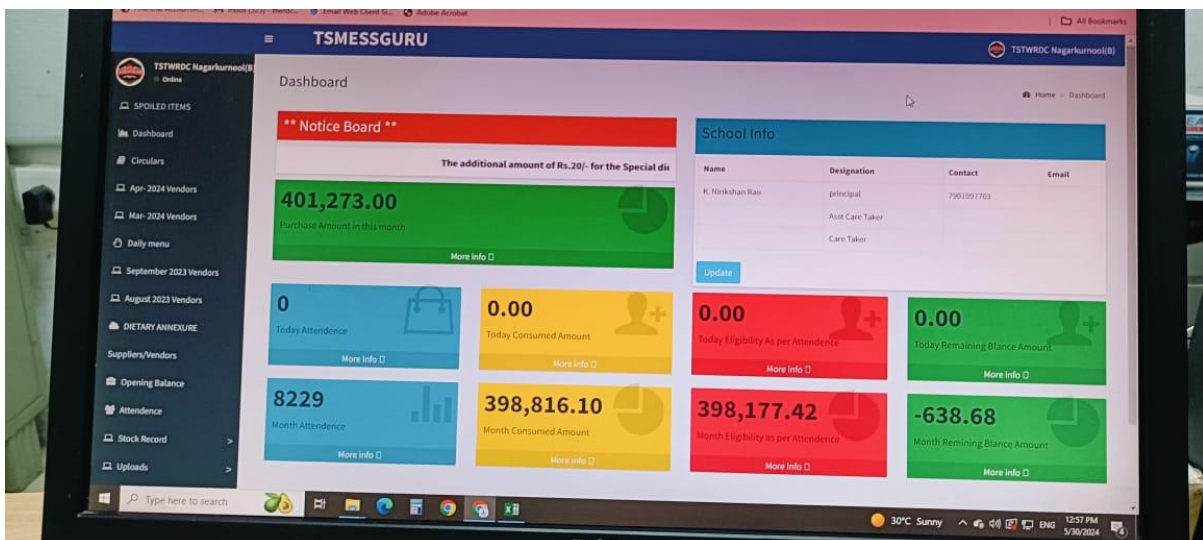
Home Page: TS MESS GURU



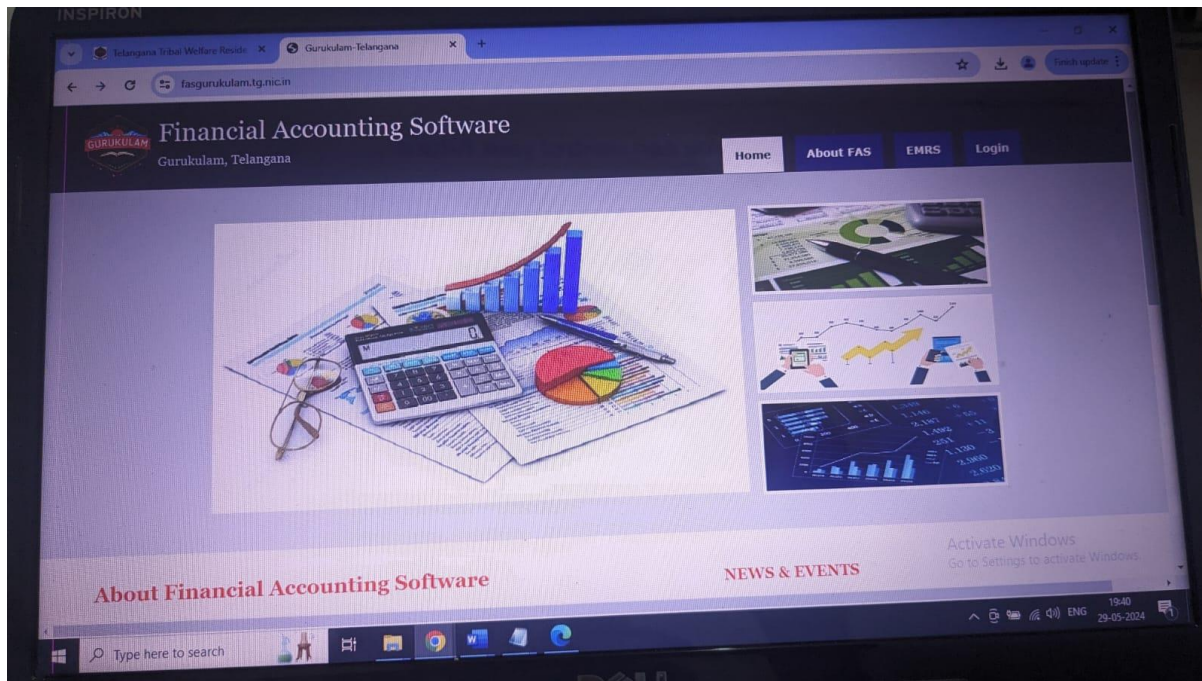
LOGIN TS MESS GURU



DASHBOARD: TS MESS GURU



Financial Accounting Software (FAS)



Homepage: Financial Accounting Software (FAS)

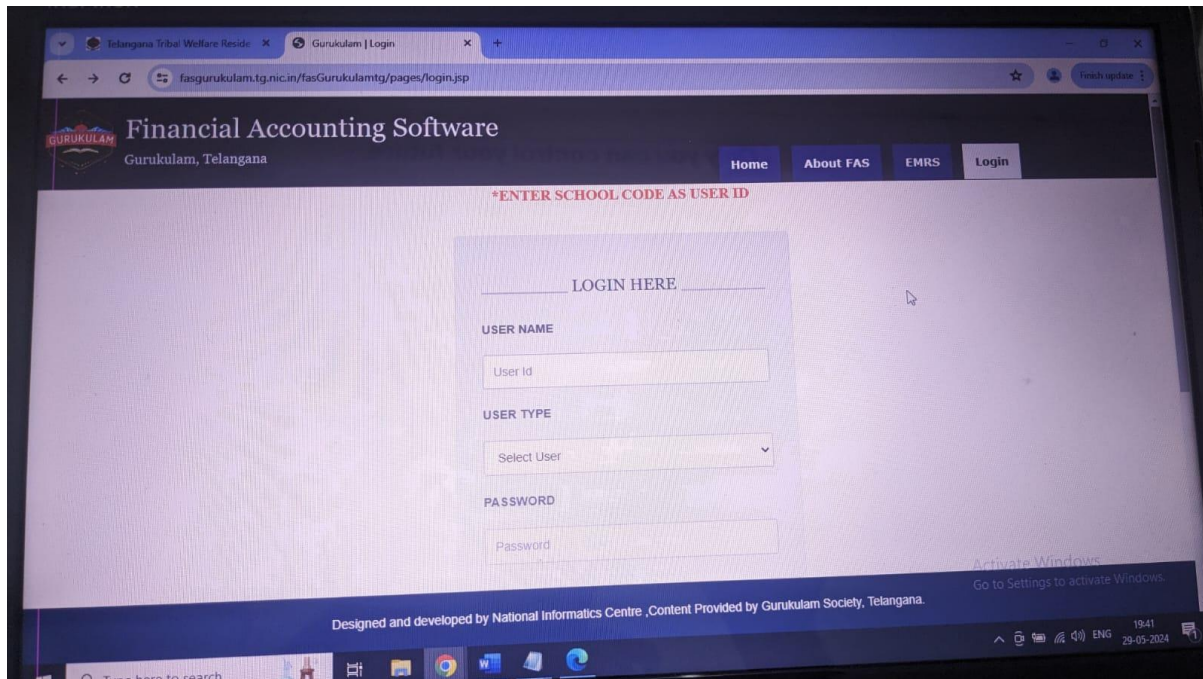
Web based Financial Accounting Software is a comprehensive funds management system for capturing funds of various schemes implemented by Gurukulam Society. The expenditure and advance transactions entered in all the schemes will be captured in the software. State level consolidated reports like funds inflow status, status of advances, funds transferred lent & repaid and net fund availability are used to monitor the scheme releases & expenditure by the Dy.Secretary & Secretary, Gurukulam.

➤ **Features of Financial Accounting Software (FAS):**

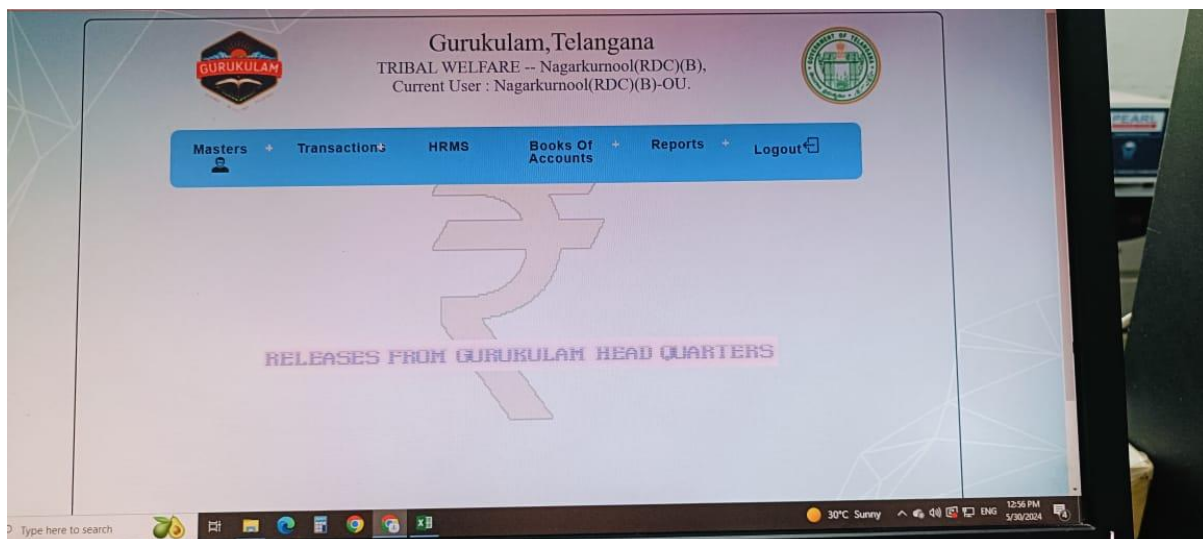
- The monthly, annual & periodical expenditures incurred by the institute.
- Tracking of advance payments or transactions made.
- Keeping track of budget approval & status of fund allocation by the Government.
- Status of advances , if applied for.

- Billing of regular salaries & arrears to all the teaching & non-teaching staff both regular & adhoc.

LOGIN: Financial Accounting Software (FAS)




DASH BOARD: Financial Accounting Software (FAS)




AADHAR ENABLED BIO-METRIC ATTENDANCE SYSTEMS

Aadhar Enabled Bio-Metric Attendance System



Aadhar enabled bio-metric attendance system is introduced in all government degree colleges throughout the state of Telangana for both the staff (teaching & non-teaching) and students the attendance should be marked while entering and leaving the institution premises





Aadhaar Enabled Biometric Attendance System

Government of TELANGANA

Step-01	<p>1. Attendance Click on Attendance icon.</p>	
Step-02	<p>Attendance can be marked in two ways:</p> <p>I. Manual entry of Attendee ID : After entering attendee ID, mark attendance through the finger print/IRIS scanner by selecting the respective icon</p> <p>II. Using RFID card : Place RFID</p>	



FACULTY REGISTERING BIOMETRIC ATTENDANCE



Student registering his Biometric Attendance



PALAMURU UNIVERSITY

Telangana Tribal Welfare Residential Degree College for Men Nagarkurnool is affiliated to Palamuru university. It is situated at Mahabubnagar the district headquarters for Jadcherla. The university provides student support system, examination system and the research facilities.





TELANGANA TRIBAL WELFARE RESIDENTIAL DEGREE COLLEGE (MEN) NAGARKURNOOL

(AFFILIATED TO PALAMURU UNIVERSITY. CODE: 3391)

Nagarkurnool, @ Macharam (Jadcherla), Mahabubnagar (Dist.) – 509301

✉ : ttwrdchboys.nagarkurnool@gmail.com; ☎ : 8074582331, 7901097703.



Palamuru University Website Home Page

<https://palamuruuniversity.ac.in/>



Dr. K. RAJ KUMAR

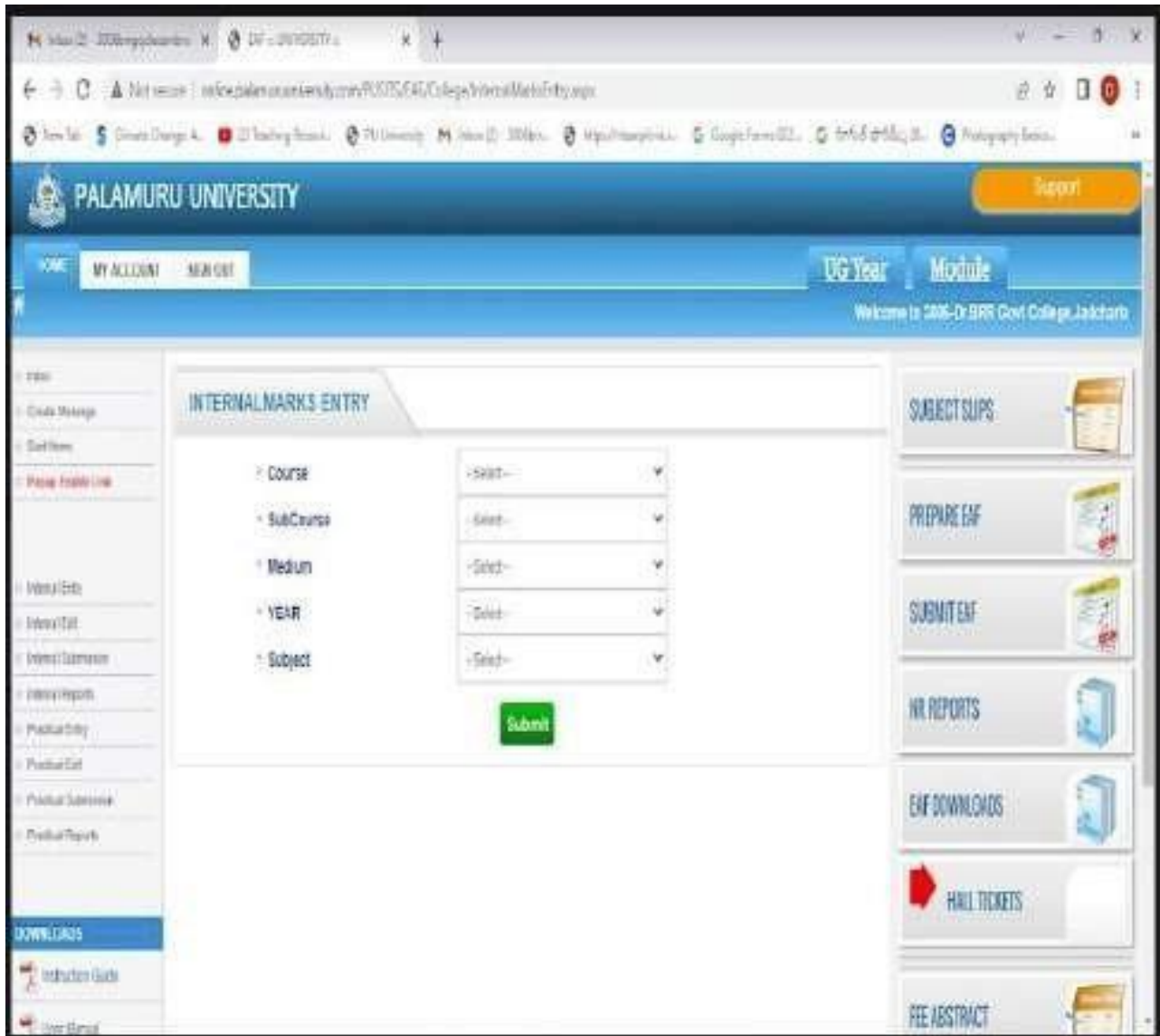
Controller of Examinations

University Ph.No.: 08542-220020

(Timings: 10 am to 5 pm)

See Profile

Dr. K Raj Kumar Controller of Examination Palamuru University



Internal Marks Entry portal in the Palamuru University

E-Kuber Payment System

Government securities, or G-secs, are also issued through RBI auctions on E-Kuber. G-secs are the instruments used by the government to borrow money. E-Kuber is a payment solution that seeks to provide an integrated system via which all payments are distributed to recipients without delay.

It follows an entirely automated procedure. It is capable of processing 50,000 transactions at once.

However, financial transactions involving government accounts would no longer require the use of a bank as an intermediary and will be handled directly by the Reserve Bank of India.

It aspires to replace the government's existing payment system, which includes employee salaries as well as pensions for retirees.

All the Commercial banks, Primary Dealers, Scheduled Urban Co-operative Banks, Insurance companies, and Provident Funds, who maintain funds accounts (current account) and securities accounts (Subsidiary General Ledger (SGL) account) with the Reserve Bank of India (RBI), are members of this electronic platform.

E-Kuber Payment System

1.OFFICE ADDRESS:

Directorate Of Treasuries and Accounts Dept,

3rd floor,Raja Ram Building,

Tilak Road,Abids,

Hyderabad,Telangana - 500001

2.VISION:

To strengthen governance through excellence in public financial management and accounting procedures.

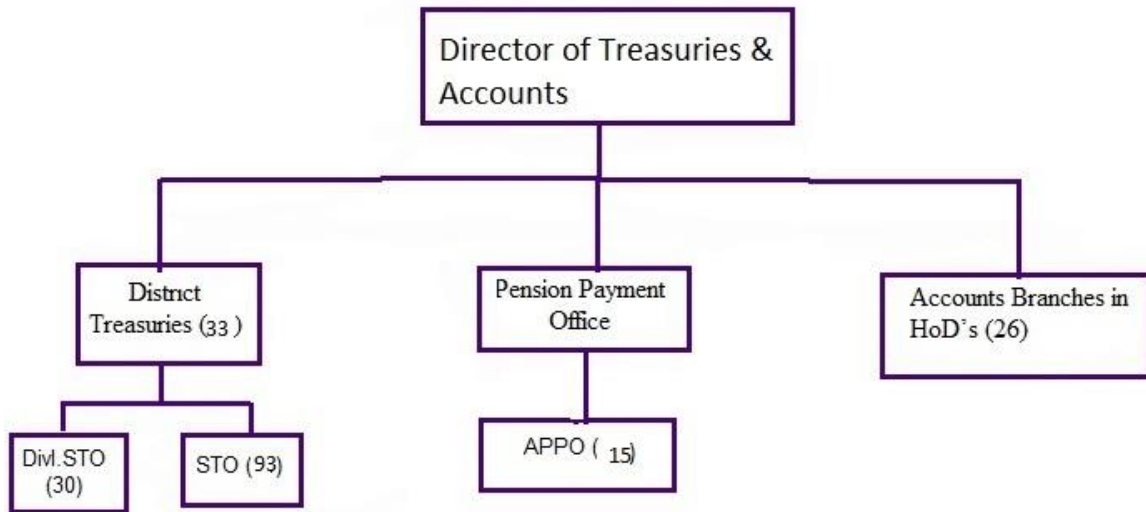
3.MISSION:

To foster excellence in governance through:

- Administer an effective, credible and responsive system for budgeting, payment and accounting.
- Innovations in E-governance.
- Develop new paradigms of audit for improved transparency and accountability.
- Promote professional integrity through a dedicated workforce.
- Safeguard the public money for intended purposes.

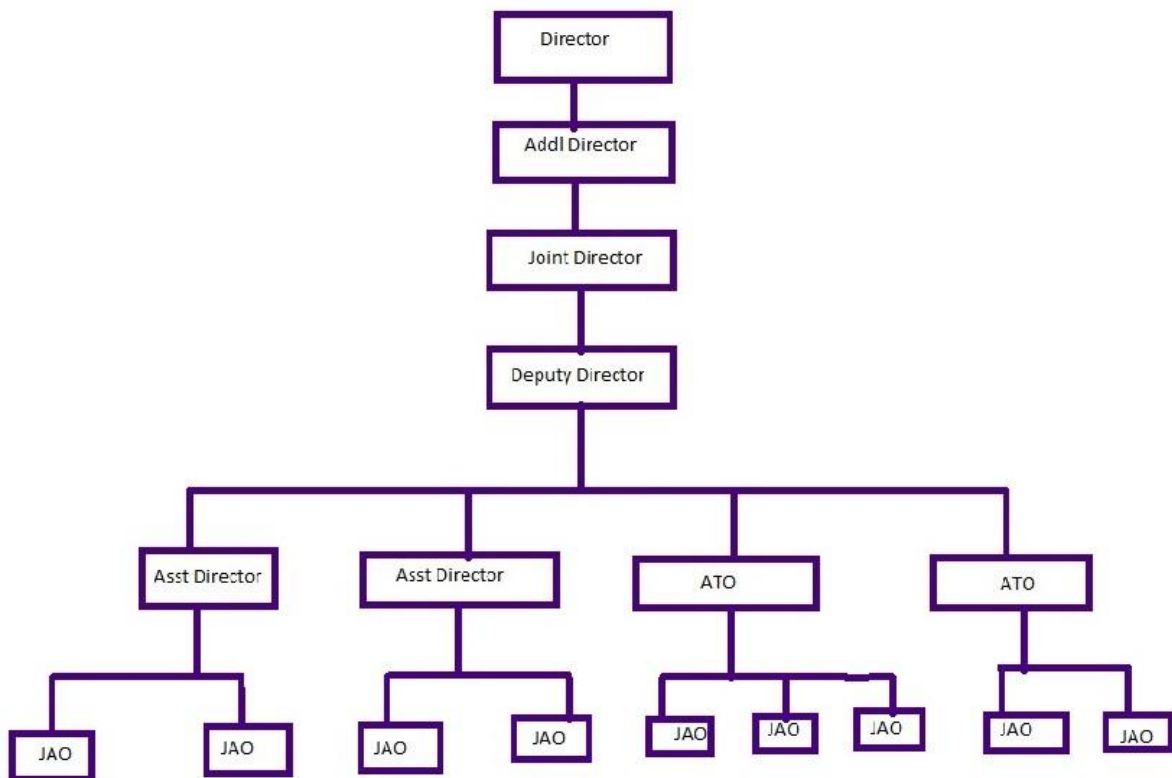
The Treasuries and Accounts Department functions under the administrative control of the Finance Department of the Secretariat and is headed by the Director of Treasuries and Accounts. The office of the Director of Treasuries and Accounts is located in Hyderabad, Telangana.

4.ORGANOGRAM OF THE DEPARTMENT:



5.DIRECTORATE OF TREASURIES AND ACCOUNTS:

Organisational hierarchy:

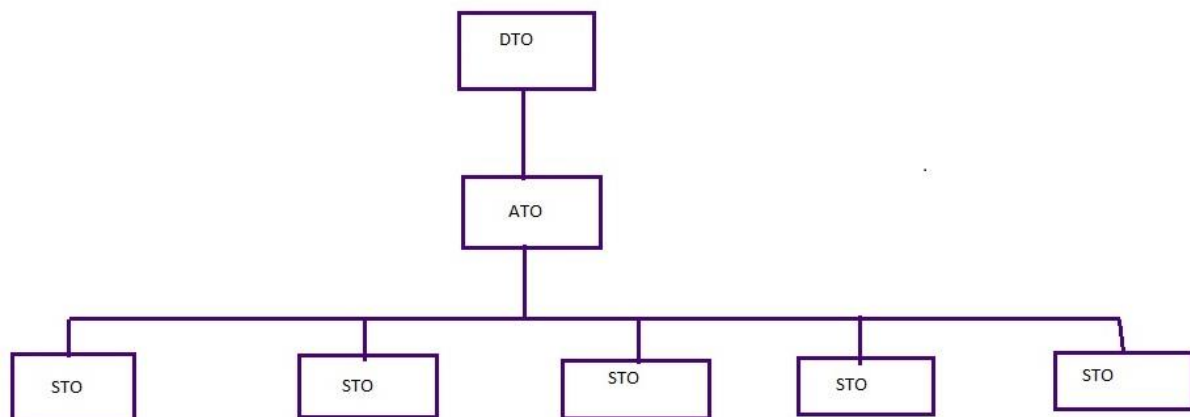


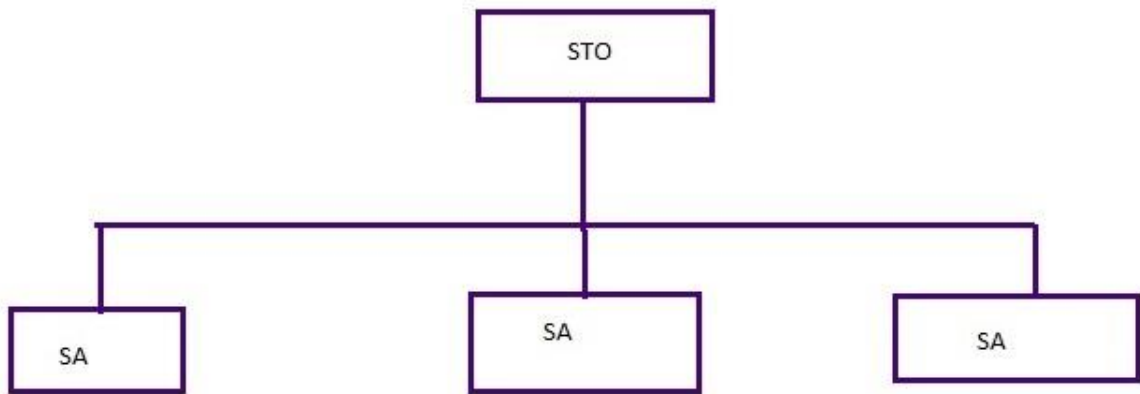
Functions of the Directorate:

- Budget control and Regulation of expenditure.
- Release and Authorisation of budget for three quarters at once instead authorise budget authorisation at DTA level.
- Clarifications on Treasury functional issues.
- Functions of Chief Controlling Officer for Department budget and pensions/CPS.
- Regulator for CPS.
- MIS to Government and other stake holders.
- Administration including cadre management and inspections of both Treasuries and A/Cs branches.
- Implimentation and roll out of IFMIS in Treasuries and Accounts Dept. w.ef 1-4-2019 onwards.

6.DISTRICT TREASURIES AND SUB TREASURIES:

Organisational Structure of Treasuries:





Functions of the Treasuries:

- Budget authorization to about 40818 DDOs in the state excluding PAO,Hyderabad.
- Enforcement and accounting of Government revenue.

Payments:

- Pre audit of all claims of the Govt Departments (non works related) w.r.t. Rules, procedures.
- Post audit of vouchers passed at Sub Treasuries, to ensure correctness of claims.

Pensions:

- The department regulates payment of pensions to all state Govt pensioners. The number of pensioners are about lakhs amounting to Rs.Cr (Approx)per annum.

CPS:

- Recovery watch and Transmission of CPS subscriptions to the employees accounts through NSDL.

Book Adjustment:

- Devolution of revenue to the local bodies.
- Maintenance of public Accounts viz.local body accounts,P.D. accounts of Universities,PSUs,Societies etc.
- Compilation of classified monthly Accounts and submission of the same to the AG Strong room maintenance.
- Fund management: Class-IV GPF accounts and APEWF accounts are dealt by treasuries.

7.ACCOUNTS BRANCHES:

With a view to guide the Heads of Departments in Financial matters like operating financial and other accounts transactions etc,the account branches have been formulated in several departments in the year 1958. Presently,Treasuries and Accounts Officers and Staff are rendering services to 28 number of Accounts branches.

Functions of Accounts Branches:

- JD / CAO / AO / AAO is the head of the accounts branches. They act as financial advisers to the HODs.
- Audit of claims
- Reconciliation of accounts with AG as CCO
- Pensions file processing
- Sanction of Loans and Advances
- PAC and A.G. Audit issues
- Rendering financial advise on schemes

Modernization of Treasuries:

The Treasuries and Accounts Department is the first department to computerize its activities upto the lowest level offices. The department has always upgrade the systems to suit the current era technologies and process re-engineering to deliver services efficiently and effectively. Some of the major reforms taken up during the last 5 years are:

Human Resource Management System:

This is the most important part of the treasury computerization in terms of the benefits. All the STOs and DTOs have been successfully brought under this application in March 2009. This is a service to DDO, to generate their pay bills online. They have to feed necessary details of employees initially to update files. Subsequently month after month the paybills can be generated by the DDO, with marginal changes wherever needed for each month. The DDO can electronically submit the bill. The data of the pay roll will be automatically accepted into the treasury online application. No separate data entry needs to be made.

The package facilitates issue of electronic LPC which can be accepted by the new DDO and the package takes care of the entire internal housekeeping of deleting the employee for the old DDO and attaching the employee for the new DDO. The deduction of Loans is linked to the earlier encashment of the Loan Account. The deductions are enforced automatically.

Online Tax payment(Cyber Treasury):

Treasuries have moved to an on-line system of interacting with the customers and computing the taxable amounts. The citizen can come to the portal of taxation department where the tax details are worked out and the control is diverted to the Treasury portal and then to the

payment gateway of the banks where the customer is having an account. The citizens account is debited and Government pooling account is credited. Every day the funds are transferred to the Government Account at RBI. Presently, the following departments are participating in online collection of taxes. A new initiative to implement a payment gateway that accept all Credit and debit cards is also taken up during the month of October, 2016.

- Commercial Taxes
- T.S. Beverages Corporation Ltd
- Mee seva (Mines & Geology Dept)
- C.M. Relief Fund (to be implemented from 12-06-2014).
- Registrations & stamps Dept
- Home department (Guard Charges)
- Industries Department

Electronic Payments:

The process of online payment of Post Matric Scholarships through CINB Accounts of the Treasury Officer was started for the financial year 2010-11 (from 1-6-2010 onwards).

This is extended to all payments processed through Treasuries. It ensures that the amount is credited to respective payees accounts directly.

Treasury (IMPACT):

The treasury department has developed an advanced integrated software package called Integrated Management of Pay and Accounts and Treasuries (IMPACT) which is aimed at computerizing all functions of Treasuries.

This package caters to the maximum utility enabling to monitor on-line developments with regards to:

- Passing of bills.
- Reconciliation.
- Lapsed Deposits under PD Account.
- AC Bills and DC Bills.
- Government Receipts and Expenditure.
- Maintenance of Class IV GPF.
- Electronic payments.
- Electronic transmission of scrolls.
- Pension payments to 3.4 lakhs existing pensioners along with new pension cases.
- ***e-Kuber for Salaries,Pensions,Rythubandhu,Kalyanlakshmi,Budgetbills,Milk,Scholarship bills.

National Pension System(NPS):

The Government of T.S. have adopted the CPS scheme w.e.f. 1-9-2004 on the lines of Government of India through G.O.Ms.No.653, Fin.Dt.22-09-2004, GO.No. 654, Fin. Dt.22-09-04.and G.O.Ms.No.655,Fin.Dt.22-09-04.

This department has successfully implemented this scheme and stood at top 3 positions in India since its inception.

Personal Deposit Accounts:

A portal is launched for management of all PD transactions. This is aimed at computerizing all activities of PD accounts. Logins are provided to about (11210) PD Administrators,124 Treasuries and Government banks. All events right from creation of PD accounts to

maintenance and submission of balances are carried out electronically. AG is also provided login to download balances.

This would provide for electronic access to the employees, tracking to know the status, reduce data entry.

8.ABOUT PENSIONS:

Consequent on A.P Reorganisation Act 2014, the A.P state was divided as Residuary A.P with 13 Districts and Telangana State with 10 Districts W.E.F 02.06.2014. The Intention of this Site is mainly to facilitate the Pensioners to know the Present Status of their PPO and the Rates of the Pension. Treasuries and Accounts Department of AP is rendering service to 345000 pensioners in 13 districts of AP state, and Treasuries and Accounts Department of TG is rendering service to 250000 pensioners in 10 districts of TG state. To Improve the quality of Service and Transparency of the Service offered to the Pensioners, this site has been created. Pensioners are welcome to share their opinion and suggest any modifications and post their grievances regarding Pension related Issues..

Appeal to Pensioners:

Pensioners are Requested to contact the Paybank Manager and activate SMS alert Provision to Pension SB Account.

Areas of Governance	Name of the Vendor	Year of Implementation
ADMINISTRATION	NATIONAL INFORMATICS CENTRE, Hyderabad	2017
FINANCE & ACCOUNTS	NATIONAL INFORMATICS CENTRE, Hyderabad	2017
EXAMINATION	PALAMURU UNIVERSITY	2017
STUDENT ADMISSION & SUPPORT	NATIONAL INFORMATICS CENTRE, Hyderabad	2017

PROCEEDINGS OF THE SECRETARY (FAC), TTWREI SOCIETY (GURUKULAM),
HYDERABAD.

Present: Dr.E. Naveen Nicolas, IAS.,

Rc.No:C/481007/RDC/OSD/202

Dt: 02.12.2023

Sub:TTWREIS : RDC : Sanction accorded for an amount of Rs. 7,43,400/- only(Rupees Seven Lakh Forty Three Thousand Four Hundred only) to the principals of (21) TTWRDCs towards obtaining ISO certificates which are mandatory for NAAC process - Orders issued.

Ref: 1. Circular: CCE-AC/GEN/5/2022 - Academic cell,CCE- TSDt: 19.09.2023,
2. Instructions of the Secretary, TTWREIS

ORDER:-

The Govt. of Telangana has established (22) TTWRDCs under TTWREISin2017and all the colleges have been functioning successfully.

Further the principals of all the Residential Degree Colleges (RDCs) have been directed to apply for first cycle of NAAC, where in the RDCs are in 'Self Study Report' (SSR) preparation.

Further, the Accreditation certificates for ISO21001_Education Quality Management System, ISO 14001_Environmental Management System and ISO 50001_Energy Management System are the mandatory requirements for NAAC Accreditation of any Educational Institution.

Accordinglyvideref.1stcited, the CCE- Govt of Telangana has been getting said certification for all the GDCs for NAAC process.

In view of the above, it is decided that to get the said certifications for all the RDCs also.

The amount details to get the certification is as follows:

S.No	Description	Approximate Amount Required(Rs)	Remarks (Surveillance Audit Certifications)
1	ISO9001-2015 Quality Certificate	11800	5900 per year
2	ISO14001-2015 Green Certificate	11800	5900 per year
3	ISO50001-2018 Energy Certificate	11800	5900 per year
Total		35,400	

Hence the Dy. Secretary (Accts) - Gurkulam is here by directed to release an amount of Rs. 7,43,400/- (Rupees Seven Lakh Forty Three Thousand Four Hundred only) to the Principals of following RD colleges to get the ISO certifications.

S.No	Name of the College	Amount(Rs)
1	TTWRDC(W)ASIFABAD	35400
2	TTWRDC M Boath @Adilabad	35400
3	TTWRDC(W) Dammaapeta	35400
4	TTWRDC(W),Janagoan	35400
5	TTWRDC(M),Kamareddy	35400
6	TTWRDC(W) Khammam	35400
7	TTWRDC(B),Karimnagar	35400
8	TTWRDC(W) Kothagudem	35400
9	TTWRDC(W) Mahabubabad	35400
10	TTWRDC (W) Mahbubnagar	35400
11	TTWRDC (M) Manguru	35400
12	TTWRDC (M) Maripeda	35400
13	TTWRDC (W) Medak	35400
14	TTWRDC (W) Mulugu	35400
15	TTWRDC (W) Nizamabad	35400
16	TTWRDC (W) Siricilla	35400
17	TTWRDC (W) Suryapet	35400
18	TTWRDC(W) Utnoor	35400
19	TTWRDC(W)Devarkonda	35400
20	TTWR Degree & PG College Men Nagarkurnool	35400
21	TTWR Degree & PG College Women, Shadnagar	35400
		Total Rs. 7,43,400/- (Rupees Seven Lakh Forty Three Thousand Four Hundred only)

Further, the Principals of the above said RDCs are directed to contact 3 approved agencies and get 3 quotations and take up the audit and certifications on par with Govt. Degree colleges of Collegiate Education Dept and get certification following the regular procedure and follow all the conditions / maintain as per the certification by 15th Dec - 2023.

Once the college gets the certification, the ISO Audit Team shall visit any of the certified colleges without prior information and assess the quality and continual improvement of the College.

If the audit team is not satisfied with the quality maintenance in the colleges, the certification may be cancelled.

Hence, all the Principals must abide with the conditions specified by the ISO organization for award of certifications.

The above amount shall be released from the General account to subject to reimburse from the PD account.

Sd/-
Secretary,
TTWREIS

BSD
Assistant Secretary, DC

To
The Dy. Secretary (Accts), GKLM
All the Principals of RDCs

Certificate

HYM International Certifications Pvt. Ltd.

certified that the Educational Organizations Management System of

TELANGANA TRIBAL WELFARE RESIDENTIAL DEGREE COLLEGE FOR MEN NAGARKURNOOL

Nagarkurnool, Macharam (Village), Jadcherla (Mandal),
Mahabubnagar(Dist)- 509 301, Telangana State, India

has been assessed and found to be in accordance with the requirements of the standard detailed below

ISO 21001 : 2018

(Educational Organizations Management System)

for the following scope of certification

PROVIDING COURSES MPC,MPCS,BZC, MZC,BA AND B.COM(CA)

Hym International is accredited by International Accreditation Services (IAS),
status of certification can be verified on www.hymcertifications.com & www.iafcertsearch.org

Certificate No : HYM/IAS/EOS/20240326/005

Issue Date : 26/03/2024

1st Surveillance 25/03/2025

Renewal Date : 25/03/2027

2nd Surveillance 25/03/2026



Authorised Signature

HYM International Certifications Pvt. Ltd

NOTE: This Certificate is Valid From 26/03/2024 to 25/03/2025

This is an accredited certificate authorised for issue by International Accreditation Services (IAS) who have assessed Hym International Certifications Pvt. Ltd. against defined criteria & accordance of ISO 17021-1:2015 "Conformity assessment Requirements for bodies providing audit and certification of management systems"

Regd. Office: Flat No. 201(02nd Floor), Plot No. 163A/164A, A.K Towers, Survey No.183, Addagutta Society,Western Hills, Kukatpally,Hyderabad - 500 071, Telangana State, India

E-mail: siva@hymcertifications.com, Website: www.hymcertifications.com

Certificate

HYM International Certifications Pvt. Ltd.

certified that the Environmental Management System of

TELANGANA TRIBAL WELFARE RESIDENTIAL DEGREE COLLEGE FOR MEN NAGARKURNOOL

Nagarkurnool, Macharam (Village), Jadcherla (Mandal),
Mahabubnagar(Dist)- 509 301, Telangana State, India

has been assessed and found to be in accordance with the requirements of the standard detailed below

ISO 14001 : 2015

(Environmental Management System)

for the following scope of certification

PROVIDING COURSES MPC,MPCS,BZC, MZC,BA AND B.COM(CA)

Hym International is accredited by International Accreditation Services (IAS),
status of certification can be verified on www.hymcertifications.com & www.iafcertsearch.org

Certificate No : HYM/IAS/EMS/20240326/05

Issue Date : 26/03/2024

Renewal Date : 25/03/2027

1st Surveillance 25/03/2025

2nd Surveillance 25/03/2026



Authorised Signature

HYM International Certifications Pvt. Ltd

NOTE: This Certificate is Valid From 26/03/2024 to 25/03/2025

This is an accredited certificate authorised for issue by International Accreditation Services (IAS) who have assessed Hym International Certifications Pvt. Ltd. against defined criteria & accordance of ISO 17021-1:2015 "Conformity assessment Requirements for bodies providing audit and certification of management systems"

Regd. Office: Flat No. 201(02nd Floor), Plot No. 163A/164A, A.K Towers, Survey No.183, Addagutta Society,Western Hills, Kukatpally,Hyderabad - 500 071, Telangana State, India.

E-mail: siva@hymcertifications.com, Website: www.hymcertifications.com

Certificate

HYM International Certifications Pvt. Ltd.

certified that the Energy Management System of

TELANGANA TRIBAL WELFARE RESIDENTIAL DEGREE COLLEGE FOR MEN NAGARKURNOOL

Nagarkurnool, Macharam (Village), Jadcherla (Mandal),
Mahabubnagar(Dist)- 509 301, Telangana State, India

has been assessed and found to be in accordance with the requirements of the standard detailed below

ISO 50001 : 2018

(Energy Management System)

for the following scope of certification

PROVIDING COURSES MPC,MPCS,BZC, MZC,BA AND B.COM(CA)

Hym International is accredited by International Accreditation Services (IAS),
status of certification can be verified on www.hymcertifications.com & www.iafcertsearch.org

Certificate No : HYM/IAS/ENM/20240326/05

Issue Date : 26/03/2024

1st Surveillance 25/03/2025

Renewal Date : 25/03/2027

2nd Surveillance 25/03/2026



Authorised Signature

HYM International Certifications Pvt. Ltd

NOTE: This Certificate is Valid From 26/03/2024 to 25/03/2025

This is an accredited certificate authorised for issue by International Accreditation Services (IAS) who have assessed Hym International Certifications Pvt. Ltd. against defined criteria & accordance of ISO 17021-1:2015 "Conformity assessment Requirements for bodies providing audit and certification of management systems"

Regd. Office: Flat No. 201(02nd Floor), Plot No. 163A/164A, A.K Towers, Survey No.183, Addagutta Society,Westeran Hills, Kukatpally,Hyderabad - 500 071, Telangana State, India.

E-mail: siva@hymcertifications.com, Website: www.hymcertifications.com